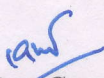


RAJASTHAN STATE POLLUTION CONTROL BOARD

ANNUAL REPORT FOR THE YEAR 2021-2022

“Under the E-Waste (Management) Rules, 2016”

1	Number of authorized manufacturer, refurbished, collection centre, dismantler and recycler for management of E-Waste in the state or union territory under these rules	Number of authorized e-waste processing units- 24 Number of authorized Manufacturers : 1 Number of collection centres- 98
2	Categories of waste collected along with their quantities on a monthly average basis:	Annexure-I
3	A summary statement code-wise of E-waste collected	Annexure-II
4	Details of material recovered from recycling of E-waste	Annexure-III
5	Quantity of CFL received at Treatment, Storage and Disposal Facility	0.035 MT
6	The above report is for the period	01/04/2021 to 31/03/2022


Member Secretary

RAJASTHAN STATE POLLUTION CONTROL BOARD
ANNUAL REPORT FOR THE YEAR 2021-2022
“Under the E-Waste (Management) Rules, 2016”


Annexure-I

Categories of waste collected along with their quantities on a monthly average basis (MT/Month)		
Information Technology & Telecommunication Equipments	Consumer Electrical & Electronics	Other Electrical and Electronics (not listed in schedule I of Rules)
229.70	1848.24	255.18


Member Secretary

RAJASTHAN STATE POLLUTION CONTROL BOARD**ANNUAL REPORT FOR THE YEAR 2021-2022****“Under the E-Waste (Management) Rules, 2016”****Annexure-II**

Summary statement code-wise of E-waste collected				
Code	Information Technology & Telecommunication Equipments (MTA)	Code	Consumer Electricals & Electronics Goods (MTA)	Others items not listed in schedule I of Rules (MTA)
ITEW1	1258.82	CEEW1	5216.84	3062.33
ITEW2	526.61	CEEW2	10292.51	
ITEW3	126.61	CEEW3	4133.86	
ITEW4	7.75	CEEW4	2531.99	
ITEW5	58.75	CEEW5	4.20	
ITEW6	303.11			
ITEW7	205.80			
ITEW8	15.78			
ITEW9	129.92			
ITEW10	1.06			
ITEW11	NIL			
ITEW12	21.85			
ITEW13	NIL			
ITEW14	0.36			
ITEW15	100.01			
ITEW16	NIL			
Total	2756.49	Total	22179.43	3062.33


Member Secretary


RAJASTHAN STATE POLLUTION CONTROL BOARD

ANNUAL REPORT FOR THE YEAR 2021-2022

“Under the E-Waste (Management) Rules, 2016”

Annexure-III

Detail of material recovered from recycling of E-Waste During 2021-2022 (MTA)	
Refurbished product desktop, laptop, server, workstation, networking product, CRT & TFT monitors, printers, mobile phone and accessories	1707.6
Ferrous metal	12696
Non ferrous metal	522.19
Plastic	5767.5
Glass/Laminated Glass	867.45
Printed Circuit Board	265.76
Lead Acid Battery Scrap	9.13
Lithium Battery	NIL
Chip IC & Processor etc	0.31
Paper/Cartoon/Foam	NIL
Wooden Items	42.45
Stone	296.72
PU Foam	575.26
Dust Residue & Toner Powder	0.062
Packing Material	19.14
wire/cables	3.93
Iron Scrap	1173.1
Aluminium Scrap	104.35
Copper Scrap	58.51
Steel	27.22
Brass Scrap	0.88
Process waste, Oil etc	0.3
Mix Metal	18.06
Rubber Scrap	218.19
Residue & other	253.39
Total	24627.93


Member Secretary