



**ANNUAL REPORT FOR THE YEAR 2018-19**

**“Under E-Waste (Management) Rules, 2016”**

|    |  |                                 |
|----|--|---------------------------------|
| 1. | Number of authorized manufacturer, refurbisher, collection centre, dismantler and recycler for management of e-waste in the State or Union territory under these rules | <b>30</b>                       |
| 2. | Categories of waste collected along with their quantities on a monthly average basis:  | <b>Annexure-I</b>               |
| 3. | A Summary Statement code-wise of e-waste collected   | <b>Annexure-II</b>              |
| 4. | Details of material recovered from recycling of e-waste  | <b>Annexure-III</b>             |
| 5. | Quantity of CFL received at Treatment, Storage and Disposal Facility   | <b>0.635 MTA</b>                |
| 6. | The above report is for the period   | <b>01/04/2018 to 31/03/2019</b> |

  
Member Secretary


| <b>Categories of waste collected along with their quantities on a monthly average basis (MT/Month)</b> |  |   |
|--|--|---|
| <b>Information Technology &amp; Telecommunication Equipments</b>                                       | <b>Consumer Electrical &amp; Electronics</b> | <b>Other Electrical and Electronics (not listed in schedule I of Rules)</b> |
| <b>293.869</b>   | <b>42.542</b>                                | <b>371.78</b>   |

  
Member Secretary


Annexure II

| Code         | Information Technology & Telecommunication Equipments (MTA) | Code         | Consumer Electricals & Electronic Goods (MTA) | Other items not listed in schedule I of Rules (MTA) |
|--------------|---|--------------|---|---|
| ITEW 1       | 49,699  | CEEW 1       | 238,953                                       | 4476,357  |
| ITEW 2       | 1757,041  | CEEW 2       | 144,8079                                      | -   |
| ITEW 3       | 682,831   | CEEW 3       | 14,16   | -   |
| ITEW 4       | 31,148  | CEEW 4       | 108,534                                       | -   |
| ITEW 5       | 8,804   | CEEW 5       | 4,0333  | -   |
| ITEW 6       | 689,998   | -            | -   | -   |
| ITEW 7       | 91,404  | -            | -   | -   |
| ITEW 8       | 2,93  | -            | -   | -   |
| ITEW 9       | 106,139   | -            | -   | -   |
| ITEW 10      | 2,942   | -            | -   | -   |
| ITEW 11      | 0,47  | -            | -   | -   |
| ITEW 12      | 13,962  | -            | -   | -   |
| ITEW 13      | 0,47  | -            | -   | -   |
| ITEW 14      | 2,27  | -            | -   | -   |
| ITEW 15      | 51,267  | -            | -   | -   |
| ITEW 16      | 0,035   | -            | -   | -   |
| <b>Total</b> | <b>3491,41</b>  | <b>Total</b> | <b>510,4882</b>                               | <b>4476,357</b>                                     |

Member Secretary



| Detail of material recovered from recycling of E-waste During 2018-19 (MTA)   |                 |
|---|-----------------|
| Refurbished product desktop, laptop, server, workstation, networking product, CRT & TFT monitors, printers, mobile phones and accessories | 318.441         |
| Ferrous metal   | 2131.666        |
| Non ferrous metal   | 707.251         |
| Plastic   | 2708.504        |
| Glass/Laminated Glass   | 351.556         |
| Printed Circuit Board   | 540.556         |
| Battery Scrap   | 14.316          |
| Paper/Cortoon/Foam  | 10.592          |
| Wooden Items  | 2.117           |
| Packing Material  | 1.157           |
| Mix Metal Scrap   | 42.36           |
| Rubber Scrap  | 27.676          |
| Process waste, Oil etc.   | 0.641           |
| <b>Total</b>  | <b>6856.833</b> |

  
Member Secretary