

**RAJASTHAN STATE POLLUTION CONTROL BOARD,**  
4, INSTITUTIONAL AREA, JHALANA DOONGRI, JAIPUR

**Action Taken Report of the Rajasthan State Pollution  
Control Board as on 30.6.2014**

**(In Compliance of orders of The Hon'ble Supreme Court of India, Dated  
14.10.2003 regarding Management of Hazardous Wastes)**

**1.0 Background:**

For management of hazardous waste in the country and for effective implementation of the Hazardous Waste (Management & Handling) Rules, 1989, a Writ Petition No. 657 of 1995 entitled Research Foundation for Science, Technology & Natural Resource Policy V/s. Union of India & other is pending before the Hon'ble Supreme Court of India. In compliance of the directions of the Hon'ble Supreme Court, a High Powered Committee (HPC) under the Chairmanship of Prof. M.G.K. Menon was constituted in 1997 by the Ministry of Environment & Forest, Government of India. The HPC submitted its final report to Supreme Court in January, 2001. The report of HPC is quite comprehensive and deals with various aspects on the status of hazardous waste management in the country and issues relating to implementation of the provisions of the Environment Protection Act, 1986 & Hazardous Waste (Management & Handling) Rules, 1989, made there under. The court after having considered the recommendations made by the HPC in its report, passed a comprehensive order on 14.10.2003 and directed the concerned authorities to take follow up action in a time bound manner. The court also appointed a Monitoring Committee under the Chairmanship of Dr. G. Thayagarajan to monitor the compliance of directions passed by the Hon'ble Supreme Court. The monitoring committee, as directed by the court, is also required to submit quarterly report before the court regarding action taken by all concerned.

This Action Taken Report (ATR) is submitted herewith by the Rajasthan State Pollution Control Board (RSPCB) as follows:

**2.0 Directions Passed By the Hon'ble Supreme Court:**

The Hon'ble Supreme Court by order dated 14.10.2003 was pleased to issue various directions to the concerned authorities for effective implementation of the provisions of EPA & the rules made there under for proper management of hazardous waste. The court was pleased to order compliance of the directions within the specified period. The brief of the directions passed by the court relating to the State Board is as follows:-

S.No.	S.No. of the Schedule	Activity	Time Frame
01.	6	Closure directions to the units operating without any authorization or in violation of conditions of operations issued under HW Rules, 1989 as amended.	3 Weeks
02.	13.	Directions regarding display of relevant information on HW by concerned units	4 Weeks
03.	15.	Preparation of State/ UT inventories reg. HW generation by SPCBs/PCCs	3 Months
04.	17.	Submission of the State/ UT Inventories regarding HW generation before this Hon'ble Court for preparation of National Inventory.	5 Months
05.	18.	Preparation of State/UT Inventories regarding waste dump sites and Rehabilitation Plan.	3 Months
06.	20.	Submission of the said inventory and Rehabilitation Plan before this Hon'ble Court	5 Months
07.	22.	Fixing time frame for implementation of Rehabilitation Plan by SPCBS/PCCS.	3 Months

### **3.0 Action Taken Report of RSPCB in Compliance of the Directions:**

#### **3.1 Status of Authorization & Compliance of Closure Directions:**

**3.1.0** Under the provisions of the Hazardous Waste (Management & Handling) Rules, 1989, the State Board had submitted the status of implementation of the rules in the State to the Hon'ble Supreme Court through its affidavit in July, 1997.

Hazardous Waste (Management & Handling) Rules, 1989 were subsequently superseded by Hazardous Waste (Management, Handling & Transboundary Movement) Rules, 2008, vide notification dated 24/09/2008. The State Board is regularly conducting survey, inspections of hazardous waste generating units in light of the amended rules and presently identified 986 units up to 30/6/2014 which are covered under the Schedule "1" and "2" of the amended Hazardous Waste (Management, Handling & Transboundary Movement) Rules, 2008.

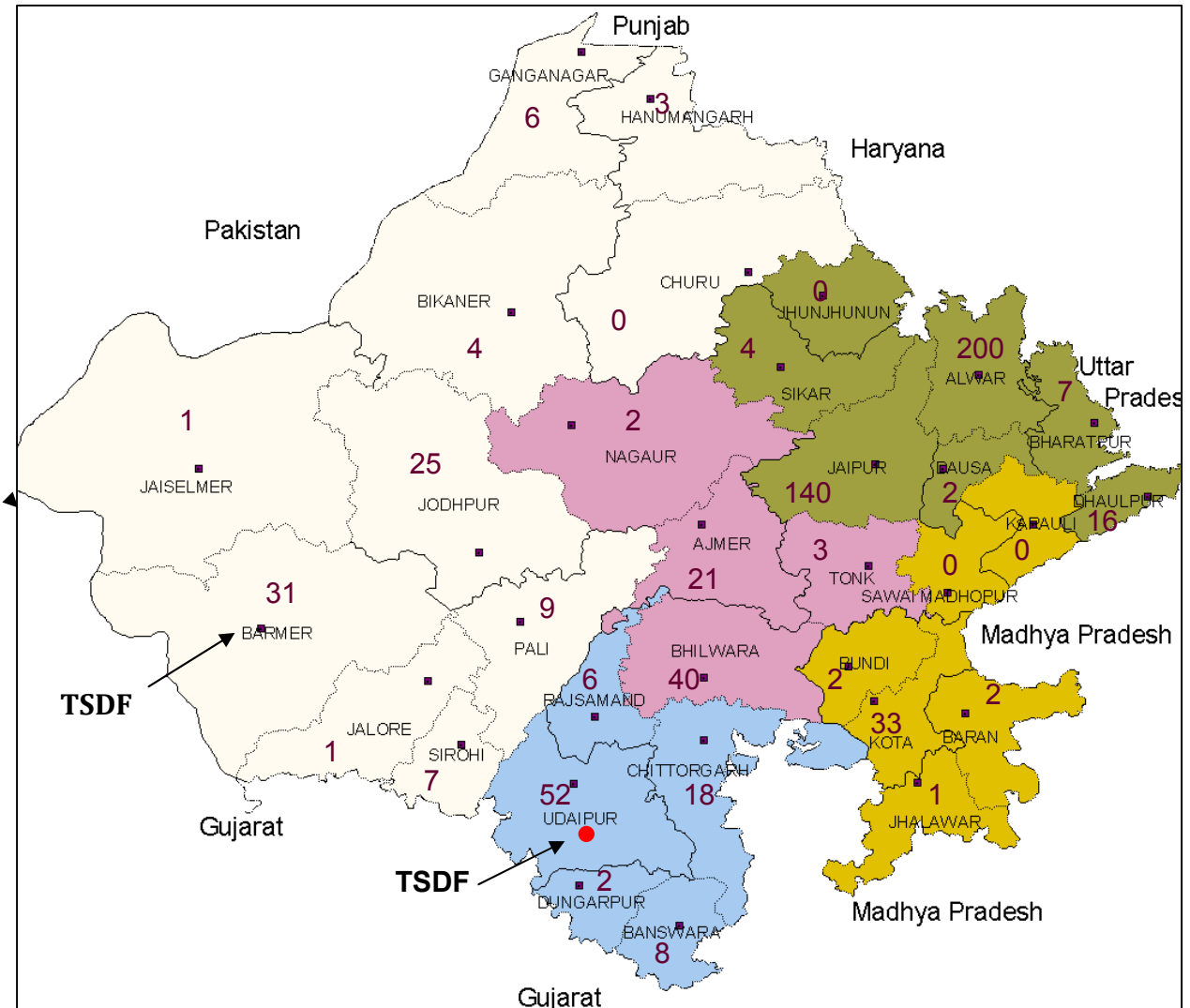
Out of identified 1005 industries, 157 industries are closed since long or dismantled or closed subsequent to the directions issued for violation of the provisions of EP Act 1986, 31 industries discontinued their hazardous waste generating process, 66 units of pharmaceutical/ pesticides formulation units which are generating bare minimum quantity of hazardous waste in form of off-specification products during formulation or expiry of products & 105 units generate spent oil from their D.G. Sets, compressors or system. Thus the number of potential hazardous waste generating units in the state is only 646.

Enlistment of the potential hazardous waste generating units in different sectors is summarized in Table 3.1. It is observed from the table 3.1 that Engineering, Secondary production of metals, Textile, Chemical, Petroleum drilling/Storage, Steel rolling mills and Waste oil re-refiners sectors constitute maximum number of potentially hazardous waste generating units.

### **3.1.1 District wise identification & inventory of potential hazardous waste generating industries**

As per updated information 646 potential hazardous waste generating industries in Rajasthan are located in 28 districts out of total 33 districts in the State. Five districts namely Churu, Jhunjhunu, Pratapgarh, Karauli and Sawaimadhopur do not have any industry generating potential hazardous waste. The district wise distribution of potential hazardous waste generating industries is presented in Table 3.2. The District/ Industrial Sector wise distribution of potential hazardous waste generating industries is presented in Table 3.3. Inventory of potential hazardous waste generating units in Rajasthan is enclosed at **Annexure-2**

**Fig: 1- State Map showing total no. of Potential Hazardous Waste generating Unit in Districts**



**Total 646 Potentially Hazardous waste Generating Units**

**Table 3.1**  
**Sector wise Summary of Potential Hazardous Waste  
Generating Units in Rajasthan.**

<b>S.No.</b>	<b>Sector</b>	<b>Total Identified industries up to 30/06/2014</b>
1	Asbestos & Asbestos Products	17
2	Beneficiation of Ore	5
3	Cement	26
4	Ceramic	2
5	Chemical	41
6	Chlor alkali	2
7	Common Treatment Facility	6
8	Drugs & Pharmaceuticals	10
9	Dyes & Dye intermediate	18
10	Engineering	133
11	Fertilizer	20
12	Others	29
13	Paints, Varnish & Ink	3
14	Pesticides	2
15	Petrochemical	2
16	Petroleum Drilling / Storage	50
17	Primary production of Zinc/ Lead/ Copper	3
18	Secondary production of Metals	122
19	Steel rolling mills	28
20	Tanneries	7
21	Textile	87
22	Used/Waste oil re-refiners	33
	<b>Total</b>	<b>646</b>

**Table 3.2**  
**District Wise Distribution of Potential Hazardous Waste Generating Units in Rajasthan**

<b>S.No</b>	<b>District</b>	<b>Identified industries up to 30/06/2014</b>
1	Ajmer	21
2	Alwar	200
3	Banswara	8
4	Baran	2
5	Barmer	31
6	Bharatpur	7
7	Bhilwara	40
8	Bikaner	4
9	Bundi	2
10	Chittorgarh	18
11	Churu	0
12	Dausa	2
13	Dholpur	16
14	Dungarpur	2
15	Hanumangarh	3
16	Jaipur	140
17	Jaisalmer	1
18	Jalore	1
19	Jhalawar	1
20	Jhunjhunu	0
21	Jodhpur	25
22	Kota	33
23	Nagaur	2
24	Pali	9
25	Rajsamand	6
26	S. Madhopur	0
27	Sikar	4
28	Sirohi	7
29	Sri Ganganagar	6
30	Tonk	3
31	Udaipur	52
32	Pratapgarh	0
33	Karauli	0
	<b>Total</b>	<b>646</b>

Table 3

**District/ Industrial sector wise Distribution of Potential Hazardous Waste Generating Units in Rajasthan**

	Asbestos & Asbestos	Beneficiation of Ore	Cement	Ceramics	Chemical	Chlor Alkali	Common Treatment	Drugs & Pharmaceutical	Dye & Dye intermediate	Engineering	Fertilizer	Other	Paints, Varnish & Ink	Pesticides	Petro Chemical	Petroleum Drilling/	Primary production of Zinc/ Lead/	Secondary production of Metals	Steel rolling	Tanneries	Textile	Used/Waste oil rerefiners	Grand Total
Ajmer		1	3							1		1				5		8			1	1	<b>21</b>
Alwar			1		15	1	1	6	1	70		12	3	1	1			46	23		13	6	<b>200</b>
Banswara			1																		7		<b>8</b>
Baran					1							1											<b>2</b>
Barmer							2									20					9		<b>31</b>
Bharatpur																5		2					<b>7</b>
Bhilwara	1	1			1						3							2			30	2	<b>40</b>
Bikaner																		3				1	<b>4</b>
Bundi			1									1											<b>2</b>
Chittorgarh			7								4					1	1	4			1		<b>18</b>
Dausa																						2	<b>2</b>
Dholpur					1							2						10			2	1	<b>16</b>
Dungarpur																					2		<b>2</b>
Hanumangarh											1					1		1					<b>3</b>
Jaipur	15		1		10				3	52		5		1		5		13	1	7	14	13	<b>140</b>

	Asbestos & Asbestos Product	Beneficiation of Ore	Cement	Ceramics	Chemical	Chlor Alkali	Common Treatment Facility	Drugs & Pharmaceuticals	Dye & Dye intermediate	Engineering	Fertilizer	Other	Paints, Varnish & Ink	Pesticides	Petro Chemical	Petroleum Drilling/ Storage	Primary production of Zinc/ Lead/ Copper	Secondary production of Metals	Steel rolling mills	Tanneries	Textile	Used/Waste oil rerefiners	Grand Total
Jaisalmer																1							1
Jalore																1							1
Jhalawar																					1		1
Jodhpur			1		2		1		7	1		2				2		3	4			2	25
Kota			2	2	4	1				2	2	3				4		13					33
Nagaur			2																				2
Pali			2		1		1		1	1											2	1	9
Rajsamand		2			1							1					1	1					6
Shri Ganganagar																2		4					6
Sikar			1							1											1	1	4
Sirohi			3						1						1						1	1	7
Tonk								1		1											1		3
Udaipur	1	1	1		5		1	3	5	4	10	1				3	1	12			2	2	52
<b>Grand Total</b>	<b>17</b>	<b>5</b>	<b>26</b>	<b>2</b>	<b>41</b>	<b>2</b>	<b>6</b>	<b>10</b>	<b>18</b>	<b>133</b>	<b>20</b>	<b>29</b>	<b>3</b>	<b>2</b>	<b>2</b>	<b>50</b>	<b>3</b>	<b>122</b>	<b>28</b>	<b>7</b>	<b>87</b>	<b>33</b>	<b>646</b>



**3.2** The current status of the implementation of rules with potential hazardous waste generating industries in the State (As on 30/06/2014) is as under:-

<b><u>S.No.</u></b>	<b><u>Particulars of the Units</u></b>	<b><u>No. of Units (As on 30/06/2014)</u></b>
I.	Total no. of Hazardous Waste generating units	646
II.	No. of units having valid authorization	476
III.	No. of units whose authorization application are under consideration.	61
IV.	No. of units whose authorization has expired	103
V.	No. of units whose authorization have been refused/ revoked	04
VI.	No. of units whose authorization have been refused & applied	01
VII.	No. of units against which directions have been issued for non compliances	01

**3.3 Difficulties experienced in taking decisions for issuance of authorization/ closure directions related with Common Effluent Treatment Plants (CETPs):**

In the State, the major sector generating hazardous waste in form of chemicals residues & E.T.P. sludge from textile units is concentrated in western Rajasthan. In Pali, Jodhpur, Jasol, Bithuja & Balotra, the small scale textile units are connected with Common Effluent Treatment Plants (CETP) where hazardous waste is generated in the form of chemical residue and ETP sludge. The CETPs at these places have been installed, commissioned & operated by the respective Trusts. Besides a Common Effluent Treatment Plant have also installed at Bhiwadi & Manpur Macheri for multiproduct industries & tanneries respectively.

With continuous persuasion of the Board, the Trusts of CETP Jodhpur, CETP Balotra, CETP Pali, CETP Bhiwadi, CETP, Bituja & CETP Jasol have obtained membership of Common Treatment, Storage & Disposal Facilities at Udaipur and Balotra for disposal of sludge. Besides the above, Central Pollution Control Board has already granted regular permission for co processing of CETP sludge generated from CETP Jodhpur and Bhiwadi to M/s Shree cement, Beawar and CETP sludge of Pali to M/s M/s Shree cement, Ras, Pali.

**3.4 Hazardous Waste Treatment, Storage & Disposal Facilities in The State :**

In the State following disposal practices/arrangements have been developed/ encouraged for recycling/co-processing/disposal of hazardous wastes of the potential hazardous waste generating units:

- Common Treatment, Storage & Disposal Facilities – Two
- Individual Secured Land Fill Facilities -- Eight
- Common Incinerator – One
- Individual Incinerators – Seven
- Recycler/re-processor of the used/waste oil – Thirty  
Disposal by co-processing -- in major cement plant

The list of industries having Secured Land Fill Facilities (SLF) and or incinerators is enclosed at **Annexure -1**.

### **3.5 Development of Common Treatment, Storage & Disposal Facilities (CTSDF) and other disposal practice in the State**

To ensure the compliance of Hazardous Waste Management, Handling & Transboundary Movement) Rules, 2008, earlier Hazardous Waste (Management & Handling) Rules 1989, it is necessary to have Common Treatment, Storage and Disposal Facility (CTSDF) for the scientific disposal of hazardous waste, generated by the various industries in the State. The present status is as under:

#### **A. Common Treatment, Storage & Disposal Facilities (CTSDF) Udaipur**

Subsequent to pursuance of the State Board, Udaipur Chamber of Commerce and Industries (UCCI), Udaipur identified a site near Village Gudli, Teh Mavli Distt. Udaipur. The area of the site was 8 Hectares. The State Board took initiative for development of CTSDF and carried EIA study of the referred site through M/s. National Productivity Council (NPC) in the year 1996. The State Board forwarded EIA report with recommendations to the State Govt. The State Govt, satisfied with recommendations of the State Board, set apart the site vides Gazette Notification No. SO 290 dated 1/12/97.

The UCCI subsequently constituted a Trust in 2002 named as Udaipur Industrial Waste Management and Research Centre (The Trust) under the Chairmanship of district Collector, Udaipur for development of disposal facility on set apart land. The Trust selected M/s. Ramky Enviro Engineers Ltd. Hyderabad for development of disposal facility on BOT basis at envisaged cost of Rs. 18 Crores. The work of development of 1<sup>st</sup> Phase of the CTSDF is completed and commissioned in the end of October 06. The second cell has also been developed which made operational in the month of March,

2012. The State Board has also granted authorization which is valid up to 31.03.2014. CTDF's application of renewal of authorization is under consideration. The facility has received 19327.63 MT of hazardous waste for landfill in the period of 1.07.2013 to 30.06.2014.

## **B. Integrated Hazardous Waste Treatment and Disposal Facility at Balotra**

The Balotra Water Pollution Control and Research Foundation Trust, Balotra (CETP Trust, Balotra) has submitted proposal for development of Secured Land Fill Site/Common Treatment and Disposal facility for disposal of CETP sludge near village Kher, Tehsil Pachpadra, District Barmer. Public hearing for the site was held on dt. 29.5.2007. Subsequently, Department of Environment, Government of Rajasthan vide letter no. F.5(8)Env/07 dt. 17.1.2008 granted approval of site under section 8(6) of the Hazardous Waste (Management & Handling) Rules, 1989 for setting up of "Common Hazardous Waste Treatment and Disposal Facility" (CTDF) aiming primarily at the development of the land as a "Secured Land Fill Site" @ 5000 TPA & treatment and stabilization @ 15000 TPA to handle CETP sludge of Balotra, Jodhpur & Pali, waste from oil & gas exploration & other hazardous waste. The total project cost is Rs 9.00 Cr having a land area of 30 acres. Environmental Clearance under EIA notification, 2006 was granted by Ministry of Environment & Forest (MoEF), Delhi vide letter dated 15.9.2008 for development of secured land fill site at Balotra, Distt. Barmer.

CETP Trust, Balotra has assigned the work for the development of integrated Hazardous Waste Treatment and Disposal Facility to M/S. Ramky Enviro Engineers Ltd., Hyderabad in August, 2009 on BOOT basis.

The State Board has also granted authorization to the facility for hazardous Waste Treatment and Disposal Facility at Balotra vide letter dated 1.04.2011, which was valid up to 31.03.2012. Renewal application for authorization is under process. The facility has commenced operation from 1.04.2011 and 14805.39 MT of hazardous waste has been disposed at the landfill between the period of 1.07.2013 to 30.06.2014.

## **D. Co-processing of hazardous waste**

The Central Pollution Control Board has granted regular permission for co-processing of following hazardous waste in the Cement kiln of Cement industries in the state:

<b>Sl. No.</b>	<b>Name of the Cement Plant</b>	<b>Name of the Waste</b>
1.	ACC Ltd., Lakheri Cement Works, P.O. Lakheri Distt. Bundi (Rajasthan) 323 603	Chemical ETP Sludge (Automobile industry), ETP Sludge (CETP, Pali), Phosphate Sludge (Automobiles Industry) , Grinding Muck (Textile Machine Manufacturing Industry)
		Spent Carbon (Soft drink industry), Oily Rags (Automobile industry), WTP Sludge (Soft drink industry), ETP Bio-solid (Soft drink industry), Grinding dust (Rolling bearing & sealing industry)
		Organic plating sludge & dyeing sludge (Metal zippers Manufacturing Industry)
		Grinding waste, oil soaked cloth & ETP sludge (M/s Gillete India Ltd., Bhiwadi)
		Drill cuttings (M/s Cairns India Limited)
2.	Ambuja Cements Ltd., P.O. Rabriyawas, Teh. Jaitaran Distt. Pali (Rajasthan)	Paint sludge
		ETP sludge (M/s Sona Processors (India) Ltd., Bhilwara -Textile Industry)
3.	M/s Shree Cement Ltd., Andheri Deori, Post Box No. 33, Bangur Nagar, Beawar, District - Ajmer, Rajasthan - 305901	ETP Sludge (Textile Industries)
		Paint sludge (process waste residue of automobile ind.)
		CETP sludge of Jodhpur Pradushan Niwaran Trust
		Organic Residue
		spent clay
		Waste/residue containing oil CETP sludge (Bhiwadi Pradushan Niwaran Trust)
4.	M/s Shree Cement Ltd., Village-RAS, Tehsil-	Paint sludge (automobile industry)
		ETP sludge (Textile industry)

	Jaitaran, Distt.-Pali, Rajasthan.	CETP sludge (Pali)
		ETP sludge & Phosphate sludge
5.	M/s Trinetra Cement Ltd., Mahi Cement Works, P.O. Walwana, Banswara - 327 025, Rajasthan.	Waste mix liquid & solid (GEPIL, Surat).
6.	M/s Ultra tech Cement P.O. Mohanpura, Tehsil Kotputli, Distt. Jaipur, Rajasthan 303 108	Paint sludge; phosphate sludge; chemical ETP sludge(automobile industries) and liquid organic solvents (pharma industries)
		spent carbon, ETP Bio Solid and WTP sludge (soft drink industries)
7.	Ultra Tech Cement Ltd., Aditya Cement, Adityapuram, PO Sawa Distt. Chittorgarh (Rajasthan) -312 612	ETP Sludge (Textile Ind.) Lead Zinc Slag (Hindustan Zinc Ltd.)
		Phosphate sludge & ETP Sludge (Automobile Industry)
		Contaminated plastic waste (Board & Paper industries, Vapi, Gujarat)
		Paint sludge [M/s MSIL (Gurgaon & Manesar)]

### **3.6 Directions Regarding Display of relevant Information's on Hazardous Waste by Industrial Units.**

All the 646 identified potentially hazardous waste generating units have largely complied with the directions for display of relevant information on hazardous waste at their main gate for public awareness. The State Board has received proof in support of compliance from 645 units. The Board has issued direction of closure to one unit.

### **3.7 Inventory of Hazardous Waste Generated In the State:**

In the State there are 33 districts but only in 28 districts 646 industrial units have been identified generating potential hazardous waste as per provisions of the rules. The district wise generation of hazardous waste & its disposal practices is given in Annexure-2 and Sector wise generation of hazardous waste & its disposal practices is given in Annexure-3. The State Board has prepared detailed inventory of potentially hazardous waste generating units as per the suggested guidelines of CPCB, which is enclosed as **Annexure-4**.

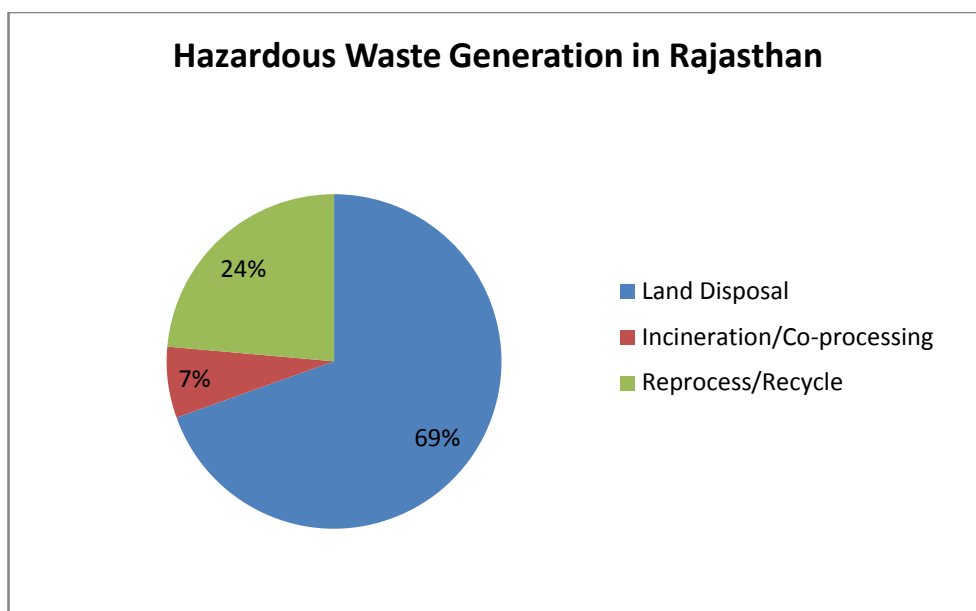
The details of generation of hazardous waste in different schedule as specified under HW (M,H & TM) Rules-2008 & their disposal practices are as under:

**(A)** Hazardous waste generation in potential hazardous waste generating units

<b>Hazardous Waste Generation</b>	<b>Quantity (MTA)</b>
1-Schedule- 1	761803
2- Schedule- 2	46709
Total	808512

<b>Hazardous Waste Generation</b>	<b>Quantity (MTA)</b>
1-Land Disposal	562220
2-Incineration/ Co-processing	55704
3-Reprocess/ Recycle	190588
4-Discarded Containers (in numbers)	224387
Total (1 to 3)	808512

**Note :** The hazardous waste generation are based on the authorization issued under Hazardous Waste (Management, Handling & Transboundary Movement) Rules, 2008 but would vary depending upon the actual production by the unit.



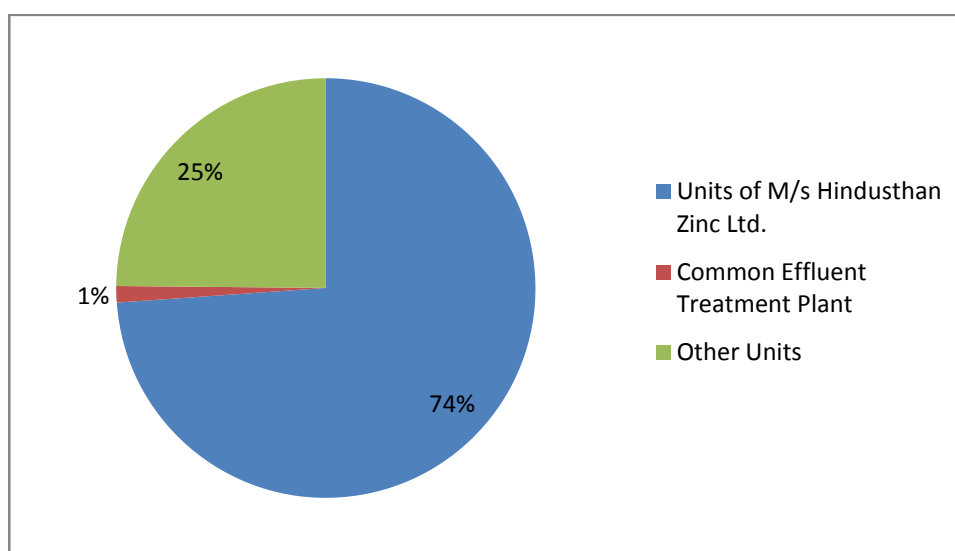
**Fig.-2 Hazardous Waste Generation in Rajasthan**

**(B). Generation of hazardous wastes in major category/groups**

The available compilation of the various category of hazardous waste in the State reveals that the major contribution of the waste is primarily from M/s. Hindustan Zinc Ltd.(6 units) and 6 numbers of Common Effluent Treatment Plants and the rest waste is generated from the other units of the State. Details are as under:

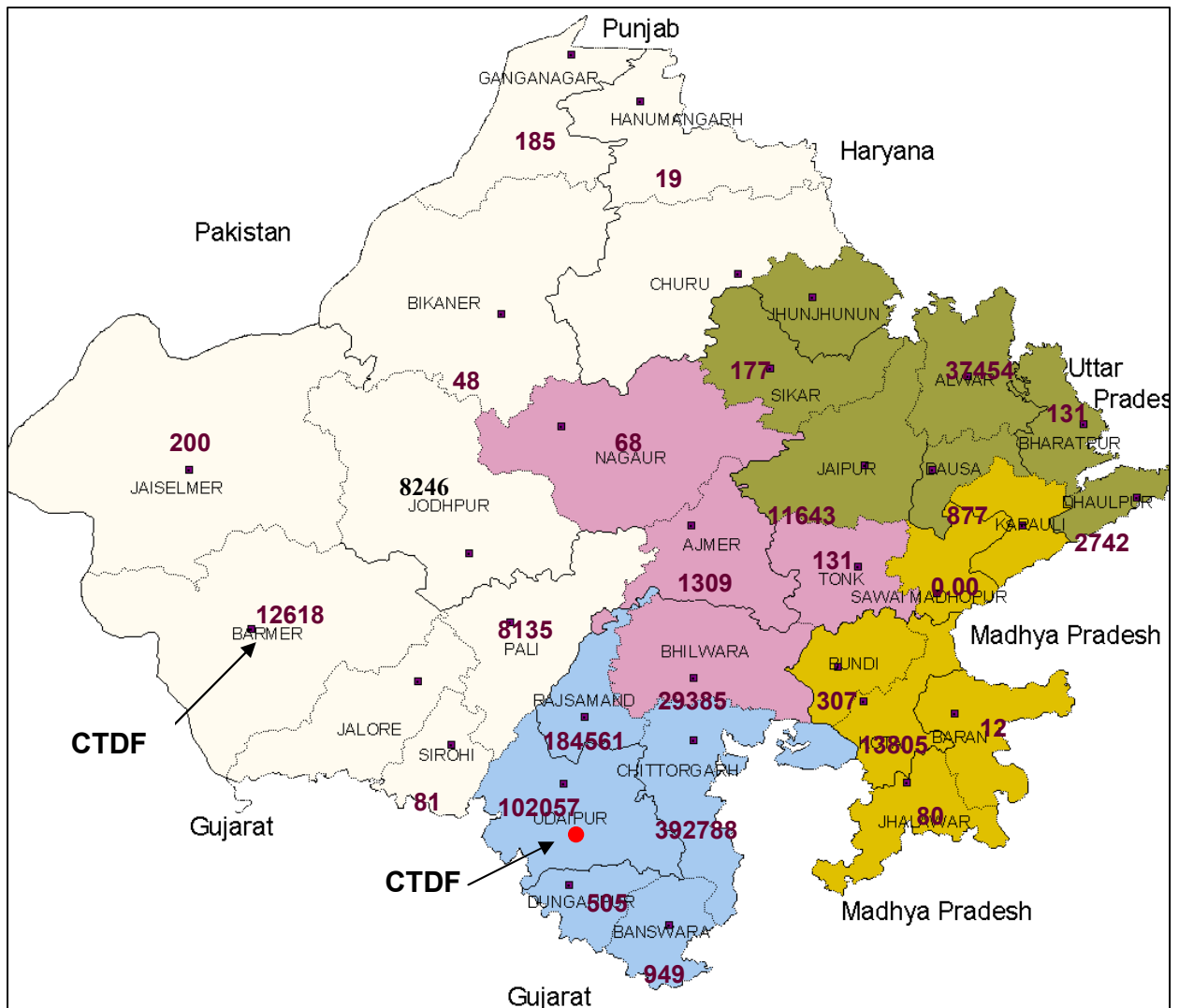
S.No.	Name of Unit	Hazardous Waste Disposal Practice			
		Land Disposable (MTA)	Incinerable (MTA)	Recyclable (MTA)	Total (MTA)
1.	M/s. Hindustan Zinc Ltd. (6 Units)	510816	5426	81183	597425
3.	CETP (6 units)	10233	0	0	10233
4.	Other units	41171	50278	109405	200854
	<b>Total</b>	<b>562220</b>	<b>55704</b>	<b>190588</b>	<b>808512</b>

It would be clear from the above compilation that the highest quantity of hazardous waste in the State is generated by the units of M/s. Hindustan Zinc Ltd., which is 5,97, 425 MTA (76%), followed by Common Effluent Treatment Plants, which is 9922 MTA (1.3%). The contribution of other remaining industries is only 178146 MTA (22.7%).



**Fig. - 3 Hazardous Waste Generation in State (% Contribution of Units)**

**Fig: 4 - State Map showing Hazardous Waste Generation in Districts**



**Total Generation 808512 MTA**



**(C). Hazardous waste disposal practices in potential hazardous Waste generating units**

<b>Hazardous Waste Disposal Practices</b>	<b>Quantity (MTA)</b>
1- SLF (Captive)	520723
2- Reuse in Process	137784
3- Sales to registered recyclers	51325
4- Co-incineration/co-processing	34828
5- CTSDF Udaipur/ Balotra	33811
6- Incineration	29901
7- Bioremediation	124
8- Storage	16
Total	808512

**Note :** The hazardous waste generation are based on the authorization issued under Hazardous Waste (Management, Handling & Transboundary Movement) Rules, 2008 but shall vary depending upon the actual production by the unit.

**4.1 Submission of Inventory of Hazardous Waste Generated in the State to the Hon’ble Supreme Court:**

The detailed inventory of hazardous waste generated has been prepared by the State Board & is being submitted before the Monitoring Committee of the Hon’ble Supreme Court.

**4.2 Preparation of Inventory of waste dumpsites in the State & Rehabilitation Plan:**

The State Board has identified only one hazardous waste dump site in the State at Bichhadi, Udaipur. M/s Hindustan Agro Chemicals Ltd., Bichhadi, Udaipur was in operation up to 1996 & discharged/dumped its hazardous waste generated by it and its subsidiary units namely M/s Silver Chemicals, M/s Jyoti Chemicals, M/s Phosphate India & M/s Rajasthan Multi Fertilizers in and around the premises of the industry. These units were manufacturing H-Acid, Sulphuric Acid, Oleum, Chloro sulphonic Acid, Phosphatic Fertilizers & other chemical. The units were closed down by the orders dated 13.2.1996 of the Hon’ble Supreme Court of India in the Writ Petition Civil No. 967/89-Indian Council for Enviro legal Action V/s. Union of India & others. The task of remediation of the environment & of rehabilitation of the affected area is being performed by the Ministry of Environment & Forest, Government of India as per directions passed by the Hon’ble Supreme Court in the aforesaid Writ Petition & various Interim Applications filed before the Hon’ble Supreme Court in the above cited matter. The Ministry of Environment & Forest, Govt. of India had got the feasibility study conducted for remediation of the contaminated environment in Village, Bichhadi & Surrounding areas through a consortium of consultants i.e. NEERI & M/s SENES Consultants Ltd., Canada.

The Hon'ble Court, during hearing in the matter on 27-04-2006, directed the MoE&F to determine the scope of work on the basis of reports already submitted before the court and proceed further for remediation as per the time schedule fixed by it. The Hon'ble Court on 27-04-2006 further directed that the matter be fixed for hearing after 11-08-2006 before the appropriate bench in order to ensure that the program is strictly followed.

The Hon'ble Court heard the interim applications no. 36 & 44, filed by the industry continuously from 20.10.09 to 22.10.09 and pronounced judgment on 18.07.11. The Hon'ble Court while dismissing the IA No. 36 and 44 with costs directed the industry to pay Rs. 37.385 Crore alongwith compound interest @ 12% per annum from 04.11.97 till the date the amount is paid or recovered. The industry was directed to pay cost of Rs. 10 Lack in both the interlocutory applications. The Hon'ble Court ordered that the amount of cost would also be utilized for carrying out remedial measures in village Bichhadi and surrounding areas in Udaipur District of Rajasthan on the direction of the concerned authorities. The Hon'ble Court has also directed that in case the said amount and costs are not paid within two months, the same would be recovered as arrears of the land revenue. Both these interlocutory applications were accordingly disposed of by the Hon'ble Court finally. As per order of the Hon'ble Court the competent authority is MoEF/State in this regard. Finally the writ petition No. 967/1989 has been dispose of by the Hon'ble Court on 26/04/2013.

#### **4.3 Submission of said Inventory & Rehabilitation Plan before the Hon'ble Court.**

The State Board has identified only one hazardous waste dump site in the State at Bichhadi, Udaipur. M/s Hindustan Agro Chemicals Ltd., Bichhadi, Udaipur was in operation up to 1996 & discharged/dumped its hazardous waste generated by it and its subsidiary units namely M/s Silver Chemicals, M/s Jyoti Chemicals, M/s Phosphate India & M/s Rajasthan Multi Fertilizers in and around the premises of the industry. These units were manufacturing H-Acid, Sulphuric Acid, Oleum, Chloro sulphonic Acid, Phosphatic Fertilizers & other chemical. The units were closed down by the orders dated 13.2.1996 of the Hon'ble Supreme Court of India in the Writ Petition Civil No. 967/89- Indian Council for Environmental Action V/s. Union of India & others. The task of remediation of the environment & of rehabilitation of the affected area is being performed by the Ministry of Environment & Forest, Government of India as per directions passed by the Hon'ble Supreme Court in the aforesaid Writ Petition & various Interim Applications filed before the Hon'ble Supreme Court in the above cited matter. The Ministry of Environment & Forest, Govt. of India had got the feasibility study conducted for remediation of the contaminated environment in Village, Bichhadi & Surrounding areas through a consortium of consultants i.e. NEERI & M/s SENES Consultants Ltd., Canada.

The Hon'ble Court, during hearing in the matter on 27-04-2006, directed the MoE&F to determine the scope of work on the basis of reports already submitted before the court and proceed further for remediation as per the time schedule fixed by it. The Hon'ble Court on 27-04-2006 further directed that the

matter be fixed for hearing after 11-08-2006 before the appropriate bench in order to ensure that the program is strictly followed.

The Hon'ble Court heard the interim applications no. 36 & 44, filed by the industry continuously from 20.10.09 to 22.10.09 and pronounced judgment on 18.07.11. The Hon'ble Court while dismissing the IA No. 36 and 44 with costs directed the industry to pay Rs. 37.385 Crore alongwith compound interest @ 12% per annum from 04.11.97 till the date the amount is paid or recovered. The industry was directed to pay cost of Rs. 10 Lack in both the interlocutory applications. The Hon'ble Court ordered that the amount of cost would also be utilized for carrying out remedial measures in village Bichhadi and surrounding areas in Udaipur District of Rajasthan on the direction of the concerned authorities. The Hon'ble Court has also directed that in case the said amount and costs are not paid within two months, the same would be recovered as arrears of the land revenue. Both these interlocutory applications were accordingly disposed of by the Hon'ble Court finally. As per order of the Hon'ble Court the competent authority is MoEF /State in this regard. Finally the writ petition No. 967/1989 has been disposed of by the Hon'ble Court on 26/04/2013.

#### **4.4 Fixing time frame for implementation of Rehabilitation Plan by SPCB/ PCCs.**

The State Board has identified only one hazardous waste dump site in the State at Bichhadi, Udaipur. M/s Hindustan Agro Chemicals Ltd., Bichhadi, Udaipur was in operation up to 1996 & discharged/dumped its hazardous waste generated by it and its subsidiary units namely M/s Silver Chemicals, M/s Jyoti Chemicals, M/s Phosphate India & M/s Rajasthan Multi Fertilizers in and around the premises of the industry. These units were manufacturing H-Acid, Sulphuric Acid, Oleum, Chloro sulphonic Acid, Phosphatic Fertilizers & other chemical. The units were closed down by the orders dated 13.2.1996 of the Hon'ble Supreme Court of India in the Writ Petition Civil No. 967/89-Indian Council for Environmental Action V/s. Union of India & others. The task of remediation of the environment & of rehabilitation of the affected area is being performed by the Ministry of Environment & Forest, Government of India as per directions passed by the Hon'ble Supreme Court in the aforesaid Writ Petition & various interim applications filed before the Hon'ble Supreme Court in the above cited matter. The Ministry of Environment & Forest, Govt. of India had got the feasibility study conducted for remediation of the contaminated environment in Village, Bichhadi & Surrounding areas through a consortium of consultants i.e. NEERI & M/s SENES Consultants Ltd., Canada.

The Hon'ble Court, during hearing in the matter on 27-04-2006, directed the MoE&F to determine the scope of work on the basis of reports already submitted before the court and proceed further for remediation as per the time schedule fixed by it. The Hon'ble Court on 27-04-2006 further directed that the matter be fixed for hearing after 11-08-2006 before the appropriate bench in order to ensure that the program is strictly followed.

The Hon'ble Court heard the interim applications no. 36 & 44, filed by the industry continuously from 20.10.09 to 22.10.09 and pronounced judgment

on 18.07.11. The Hon'ble Court while dismissing the IA No. 36 and 44 with costs directed the industry to pay Rs. 37.385 Crore alongwith compound interest @ 12% per annum from 04.11.97 till the date the amount is paid or recovered. The industry was directed to pay cost of Rs. 10 Lack in both the interlocutory applications. The Hon'ble Court ordered that the amount of cost would also be utilized for carrying out remedial measures in village Bichhadi and surrounding areas in Udaipur District of Rajasthan on the direction of the concerned authorities. The Hon'ble Court has also directed that in case the said amount and costs are not paid within two months, the same would be recovered as arrears of the land revenue. Both these interlocutory applications are accordingly disposed of.

The Ministry of Environment and Forest, Government of India, New Delhi, is required to implement the aforesaid directions in terms of the judgment, dated 13.02.96, of the Hon'ble Supreme Court, wherein it had directed that in case, the units do not pay the cost of remediation the same shall be recovered by the Central Government in accordance with law and the amount so recovered shall be utilized by the Ministry of Environment & Forests for carrying out necessary remedial measures to restore the soil, water resources and the environment in general of the affected area to its former State. As per order of the Hon'ble Court the competent authority is MoEF /State in this regard. Finally the writ petition No. 967/1989 has been dispose of by the Hon'ble Court on 26/04/2013.

#### **4.5 Application For Extension of Time For Compliance of Directions:**

As suggested by the Monitoring Committee in the third meeting at Gandhinagar, the State Board has already requested the State Government vide its letter dated 31.3.2004 to provide subsidy for development of CTSDFs by way of either capital subsidy or by providing land at subsidized cost on the pattern adopted in Gujarat, Maharastra & A.P. by referring a specific case of CTSDF at Udaipur.

**Annexure 1**

List of Industries which have developed Secured Land-fill Facilities (SLF)/ Incinerator at individual level

<b>S.No.</b>	<b>District</b>	<b>Name of the Industry</b>	<b>Facility</b>
1	Alwar	Lords Chloro Alkalied Ltd	SLF
2	Alwar	Ranutrol India Ltd (Connected with CTDF also).	SLF
3	Alwar	SRF Ltd	SLF
4	Chittorgarh	Hindusthan Zinc Ltd. (Chandera)	SLF & Jarosite disposal facility
5	Udaipur	Hindustan Zinc Ltd.(Debari)	SLF & Jarosite disposal facility
6	Udaipur	Hindustan Zinc Ltd.(Dariba)	SLF & Jarosite disposal facility
7	Kota	Shri Ram Chemical & Fertilizers	SLF
8	Udaipur	Rose Zinc Ltd. (Presently not in operation)	SLF
9	Alwar	Continental Petroleum Ltd., Behror(Connected with CTDF also)	Common Incinerator*
10	Alwar	Seigwerk India Pvt. Ltd (Connected to common Incinerator also)	Incinerator
11	Dholpur	Rajasthan Explosive & Chemical	Incinerator**
12	Jaipur	Indomax Chemicals(Connected with CTDF also)	Incinerator
13	Jaipur	Mahandra & Mahendra (Connected to common Incinerator also)	Incinerator
14	Jodhpur	Penta Capsules Ltd. (Unit closed)	Incinerator
15	Alwar	Gillette India Ltd. (Connected to common Incinerator also)	Incinerator
16	Barmer	Cairn Energy India PTY Ltd.	SLF and Incinerator

\* Previously this was a individual incinerator having capacity of 5000 TPA but the utilization was only 10% of the installed capacity. Therefore this incinerator was allowed to incinerate the incinerable waste of other similar industries.

\*\* Open incineration as per Explosive Rules

## Annexure-2

## District Wise Hazardous Waste Generation in Rajasthan

SNo.	District	Hazardous Waste Generation			Hazardous Waste Disposal				Percentage	Discarded Containers
		Schedule-1	Schedule-2	Total	Land Disposable	Incinerable	Reprocessible	Total		
		(MTA)	(MTA)	(MTA)	(MTA)	(MTA)	(MTA)	(MTA)		
1	Ajmer	1308.8	0.0	1308.8	306.9	125.5	876.5	1309	0.16%	
2	Alwar	37056.4	396.9	37453.3	12035.9	13789.7	11628.0	37454	4.63%	124486
3	Banswara	948.7	0.0	948.7	599.0	242.5	107.2	949	0.12%	7500
4	Baran	12.1	0.0	12.1	12.0	0.0	0.1	12	0.00%	1800
5	Barmer	12618.2	0.0	12618.2	8337.1	3758.6	522.5	12618	1.56%	22
6	Bharatpur	131.3		131.3	129.3		2.0	131	0.02%	
7	Bhilwara	25729.2	3655.8	29385.0	1979.4	22120.4	5285.2	29385	3.63%	63380
8	Bikaner	47.6	0.0	47.6	24.1	0.0	23.5	48	0.01%	
9	Bundi	306.2	0.4	306.6	240.0	0.0	66.6	307	0.04%	1500
10	Chittorgarh	380585.9	12202.5	392788.4	326382.7	2052.0	64353.7	392788	48.58%	1400
11	Churu									
12	Dausa	877.3		877.3	37.3	840.0		877	0.11%	
13	Dholpur	2392.1	350.0	2742.1	859.9	1201.5	680.7	2742	0.34%	1
14	Dungarpur	505.0		505.0	325.0	30.0	150.0	505	0.06%	200
15	Hanumangarh	18.5	0.0	18.5	14.0	0.0	4.5	19	0.00%	
16	Jaipur	11233.4	410.0	11643.4	3870.6	2880.5	4892.3	11643	1.44%	10161
17	Jaisalmer	200.0		200.0	200.0			200	0.02%	
18	Jhalawar	80.0		80.0	60.0		20.0	80	0.01%	850

SNo.	District	Hazardous Waste Generation			Hazardous Waste Disposal			Percentage	Discarded Containers	
		Schedule-1	Schedule-2	Total	Land Disposable	Incinerable	Reprocessible			Total
		(MTA)	(MTA)	(MTA)	(MTA)	(MTA)	(MTA)			(MTA)
19	Jalore									
20	Jhunjhunu									
21	Jodhpur	8246.3	0.0	8246.3	5333.2	174.8	2738.3	8246	1.02%	500
22	Kota	5814.9	7990.3	13805.2	6383.2	0.1	7421.9	13805	1.71%	8550
23	Karauli							0.0	0.00%	
24	Nagaur	68.0		68.0			68.0	68	0.01%	
25	Pali	8134.8	0.0	8134.8	3788.6	0.0	4346.2	8135	1.01%	
26	Pratapgarh							0.0	0.00%	
27	Rajsamand	183360.9	1200.0	184560.9	184220.0	21.5	319.4	184561	22.83%	1803
28	Shri Ganganagar	184.8	0.0	184.8	182.6	0.0	2.1	185	0.02%	
29	Sikar	176.5	0.0	176.5	7.8	164.2	4.5	177	0.02%	
30	Sirohi	81.4		81.4	21.5		59.9	81	0.01%	5
31	S. Madhopur							0.0	0.00%	
32	Tonk	131.1	0.0	131.1	15.2	110.3	5.7	131	0.02%	402
33	Udaipur	81553.9	20503.0	102056.9	6854.6	8193.0	87009.3	102057	12.62%	1827
	<b>Total</b>	<b>761803</b>	<b>46709</b>	<b>808512</b>	<b>562220</b>	<b>55705</b>	<b>190588</b>	<b>808512</b>	<b>100</b>	<b>224387</b>

**Note :** The hazardous waste generation are based on the authorization issued under Hazardous Waste (Management, Handling & Transboundary Movement) Rules, 2008 but shall vary depending upon the actual production by the unit.

## Sector Wise Hazardous Waste Generation in Rajasthan

S. No.	Sector	Hazardous Waste Generation			Hazardous Waste Disposal			Total (MTA)	Percentage	Discarded Containers (Numbers)
		Schedule-1	Schedule-2	Total	Land Disposable	Incinerable	Reprocessible			
		(MTA)	(MTA)	(MTA)	(MTA)	(MTA)	(MTA)			
1	Asbestos & Asbestos Product	2723.45	0	2723.45	24.75	0.05	2698.65	2723	0.34%	
2	Beneficiation of Ore	183965.975	0	183965.975	182870	2.5	1093.475	183966	22.75%	9030
3	Cement	8846	0	8846	500	2050	6296	8846	1.09%	0
4	Ceramics	883.6	218.84	1102.44	1078.84		23.6	1102	0.14%	4200
5	Chemical	6203.413	150.25	6353.663	5445.763	51.5	856.4	6354	0.79%	10651
6	Chlor Alkali	5332.63	120	5452.63	5050.5	0.1	402.03	5453	0.67%	2050
7	Common Treatment Facility	10197		10197	8997	700	500	10197	1.26%	
8	Drugs & Pharmaceuticals	35.94	0	35.94	29.33	0.25	6.36	36	0.00%	400
9	Dye & Dye intermediate	288.61		288.61	286.28		2.33	289	0.04%	1102
10	Engineering	8191.772	843.8	9035.572	4283.215	1446.62	3306.137	9036	1.12%	19580
11	Fertilizer	37300.69	42201.5	79502.19	160	0	79342.19	79502	9.83%	500
12	Other	11384.757	350.483	11735.24	673.905	10898.45	162.885	11735	1.45%	6366



S. No.	Sector	Hazardous Waste Generation							Percentage	Discarded Containers (Numbers)
		Schedule-1	Schedule-2	Total	Land Disposable	Incinerable	Reprocessible			
		(MTA)	(MTA)	(MTA)	(MTA)	(MTA)	(MTA)	(MTA)		
13	Paints, Varnish & Ink	582.05	0	582.05	3.6	503.2	75.25	582	0.07%	12065
14	Pesticides	202.9		202.9	6	196.5	0.4	203	0.03%	
15	Petro Chemical	40.2		40.2	0.2	31	9	40	0.00%	5
16	Petroleum Drilling/ Storage	11401.14	0	11401.14	7748.825	3118.6	533.715	11401	1.41%	72
17	Primary production of Zinc/ Lead/ Copper	413588	22	413610	327946	5424	80240	413610	51.16%	1525
18	Secondary production of Metals	19234.346	2802	22036.346	11197.886	77.4	10761.06	22036	2.73%	100
19	Steel rolling mills	723.77	0	723.77	606.54	0.5	116.73	724	0.09%	50
20	Tanneries	106.3	0	106.3	106.3	0	0	106	0.01%	
21	Textile	28081.456	0	28081.456	4623.55	22337.5	1120.406	28081	3.47%	66691
22	Used/Waste oil rerefiners	12489.317	0	12489.317	581.442	8866.375	3041.5	12489	1.54%	90000
	<b>Total</b>	<b>761803</b>	<b>46709</b>	<b>808512</b>	<b>562220</b>	<b>55705</b>	<b>190588</b>	<b>808512</b>	<b>100%</b>	<b>224387</b>

**Note :** The hazardous waste generation are based on the authorization issued under Hazardous Waste (Management, Handling & Transboundary Movement) Rules, 2008 but shall vary depending upon the actual production by the unit.

SrNo	Name of the Industry	Product	HW G Sch-1	HW G Sch-2	Qunt Sch-1	Qunt Sch-2	Total (Sch-1+Sch-2)	Land Disposable	Incinerable	Reprocessible	Discarded Containers	WMP
	<b>Ajmer</b>											
	<b>Beneficiation of Ore</b>											
1	Hindusthan Zinc Limited (Kayad Mines)	Beneficiation of Ore										
			5.1		49	0	49	0	0	49	0	Sold to registered recyclers
			5.2		2.5	0	2.5	0	2.5		0	Incineration
			33.2		250	0	250	250	0	0	0	Reused for filling of used oil/SLF
	<b>Cement</b>											
2	Shree Cement Limited P.B.No. 33	Cement										
			5.1		300		300			300		Sold to registered recyclers
3	Shree Cement Ltd. P.B. No. 33	Cement										
			5.1		300	0	300	0	0	300	0	Sold to registered recyclers
4	Shree Cement Pvt. Ltd., (Clinker Grinding Unit)	Cement										
			5.1		10		10			10		Sold to registered recyclers
	<b>Engineering</b>											
5	HMT Ltd.	Cutting Machine Tools										
			5.1		0.2		0.2			0.2		Sold to registered recyclers
			14.2		0.06		0.06	0.06				CTDF Udaipur
	<b>Other</b>											
6	North Weste Railway, Carrige and Vagon Shop	Workshop										

			21.1		0.9		0.9			0.9		Sold to registered recyclers
			5.2		13		13			13		Sold to registered recyclers
			5.1		8		8			8		Sold to registered recyclers
	<b>Petroleum Drilling/ Storage</b>											
7	Bharat Petroleum Corporation Ltd, Ajmer	Petroleum Storage										
			5.2		10		10	10				Bioremediation
			5.1		2		2	2				Bioremediation
8	Gail (India) Limited	LPG pipe line										
			5.1		3.1		3.1			3.1		Sold to registered recyclers
9	Hindustan Petroleum Corporation Limited	Petroleum Drilling/ Storage										
			3.3		5		5			5		Bioremediation
10	Indian Oil Corporation Dori	Petroleum Drilling/ Storage										
			3.1		3		3	3				Bioremediation
11	Indian Oil Corporation Ltd (LPG Bottling)	LPG Bottling										
			3.3		1		1			1		Reuse/ Sold to registered recyclers
	<b>Secondary production of Metals</b>											
12	Ajmer Lead Refinery	Lead Ingots										
			9.1		0.3		0.3	0.3				CTDF Udaipur
			9.2		0.7		0.7			0.7		Reuse in process
13	Anjeneya Metal Corporation	Lead Ingots										

			9.1	8	8	8				CTDF Udaipur
			9.2	120	120			120		Reuse in process
14	Asawa Industry	Lead Ingots								
			9.2	0.4	0.4			0.4		Reuse in process
			9.1	4	4	4				CTDF Udaipur
15	Mahavir Industries	Lead Ingots								
			9.1	6	6	6				CTDF Udaipur
			9.2	1.2	1.2			1.2		Reuse in process
16	Shree Balaji Metals Works	Lead Ingots								
			9.1	4	4	4				CTDF Udaipur
			9.2	60.75	60.75			60.75		Reuse in process
17	Shree Mahaveer Industries	Lead Ingots								
			9.1	6	6	6				CTDF Udaipur
			9.2	1.2	1.2			1.2		Reuse in process
18	Shree Radhay Industries	Lead Ingots								
			9.1	1.5	1.5	1.5				CTDF Udaipur
			9.2	1	1			1		Reuse in process
19	Shree Swastic Pigments	Lead ingots								
			9.1	4	4	4				CTDF Udaipur
			9.2	1	1			1		Reuse in process
	<b>Textile</b>									
20	Jain Dyeing Mills	textile								
			34.3	8	8	8				CTDF Udaipur
	<b>Used/Waste oil rerefiners</b>									
21	Anil Petro Lube (P) Ltd.	Re-Refining Of Lube Oil								
			4.4	41	41		41			Incineration
			4.5	82	82		82			Incineration
	<b>Alwar Cement</b>									
22	Shree Cement Limited	Cement								
			5.1	20	20			20		Sold to registered recyclers

	<b>Chemical</b>										
23	Alwar Organics Pvt Ltd	Organic Composite solvent									
			34.3	10	10	10	10				Incineration
24	Bal Krishan Industries Ltd.	Tyres									
			5.1	9.6	9.6	9.6	9.6				Sold to registered recyclers
			34.3	60	60	60	60				CTDF Udaipur
25	BPS Products Pvt. Ltd	Chemical									
			34.3	0.12	0.12	0.12	0.12				CTDF Udaipur
26	Dainichi Colour India (P) Ltd.	PP Master Batch									
			5.1	2	2	2	2				Sold to registered recyclers
			23.1	0.5	0.5	0.5	0.5				Sold to registered recyclers
27	Dwarikadhish Polymers Pvt Ltd	Chemical									
			34.3	4	4	4	4				CTDF Udaipur
			5.1	0.3	0.3	0.3	0.3				Sold to registered recyclers
28	Gayatri Astha Chemicals	Organic Solvents									
			28.5	2	2	2	2				CTDF Udaipur
29	Indag Rubber Ltd.	Tyres Retrading									
			5.1	6	6	6	6				Sold to registered recyclers
			34.2	0.048	0.048	0.048	0.048				CTDF Udaipur
30	Jai Kali Maa Chemicals (P) Ltd.	Black Salt									
			6.2	36	36	36	36				Sold to registered recyclers
31	Mahesh Metal	PVC Articles									
			21.1	24	24	24	24				Sold to registered recyclers
32	SCCI India Pvt. Ltd	Coolent									
			34.3	0.15	0.15	0.15	0.15				CTDF Udaipur
			5.1	0.1	0.1	0.1	0.1				Sold to registered recyclers

33	SCCI India Pvt. Ltd., A-287-288,	Coolant, Brake Fluid										
			34.3		0	0.15	0.15	0.15	0	0	0	CTDF Udaipur
			5.1		0	0.1	0.1		0	0.1	0	Sold to registered recyclers
34	SRF Ltd.	Refrigeration Gases										
			5.1		50		50			50		Sold to registered recyclers
			34.3		500		500			500		Reuse in process
			33.3								4800	CTDF Udaipur
35	Thakar Dass & Co. (P) Ltd.	Rubber Chemicals										
			34.3		0.6		0.6	0.6				CTDF Udaipur
36	Tina Organics (P) Ltd	Organic solvents										
			20.3		0.9	0	0.9	0	0.9	0	0	Incineration
			34.3		0.6	0	0.6		0.6	0	0	Incineration
37	Unipatch Rubber Ltd.	Tyres										
			34.3		60		60	60				CTDF Udaipur
			5.1		0.6		0.6			0.6		Sold to registered recyclers
	<b>Chlor Alkali</b>											
38	Lords Chloro Alkali Ltd. SP-460	Caustic Soda and Chlorine										
			34.2		0.5	0	0.5	0.5	0	0	0	SLF
			34.3		50	0	50	50	0	0	0	SLF
			5.1		15	0	15	0	0	15	0	Sold to registered recyclers
			33.3			0			0	0	50	SLF
			16.2		5000	0	5000	5000	0	0	0	SLF
	<b>Common Treatment Facility</b>											
39	CETP, Bhiwadi	Treatment Facility										
			34.3		500		500	0		500		Co- incineration/Co- processing

	<b>Drugs &amp; Pharmaceuticals</b>										
40	Alka Remedies Pvt. Ltd.	Basic Drug									
			34.3	2		2	2				CTDF Udaipur
41	Asiatic Drugs & Pharma (P) Ltd.	Basic Drug									
			34.3	0.18		0.18	0.18				CTDF Udaipur
			5.1	0.6		0.6			0.6		Sold to registered recyclers
42	Auronet Pharma Pvt. Ltd.,	Pharmaceutical									
			34.3	1		1	1				CTDF Udaipur
			28.2	3.6		3.6	3.6				CTDF Udaipur
			33.3							200	CTDF Udaipur
			28.3	0.125		0.125	0.125				CTDF Udaipur
			28.4	0.15		0.15	0.15				CTDF Udaipur
43	Dalas Biotech Ltd.	Basic Drug									
			28.1	10		10	10				CTDF Udaipur
			34.3	3		3	3				CTDF Udaipur
			5.1	1.5		1.5			1.5		Sold to registered recyclers
44	Rajasthan Antibiotics	Basic Drug									
			5.1	0.1		0.1			0.1		Sold to registered recyclers
			33.3							200	Discarded containers
			28.1	0.15		0.15	0.15				CTDF Udaipur
45	Shanti Drugs Pvt Ltd	Basic Drug									
			28.1	0.125		0.125	0.125				CTDF Udaipur
			5.1	0.06		0.06			0.06		Sold to registered recyclers
	<b>Dye &amp; Dye intermediate</b>										
46	Disha Dye Chem Private Limited	Leather dyes									
			5.2	0.75		0.75			0.75		Sold to registered recyclers

			34.3		0.3		0.3	0.3				CTDF Udaipur
			26.1		0.3		0.3	0.3				CTDF Udaipur
	<b>Engineering</b>											
47	Alchem International Ltd.,	Auto Parts										
			20.1		1		1		1			Incineration
			5.1		1		1			1		Sold to registered recyclers
			33.3								100	CTDF Udaipur
48	Apex Tubes (P) Ltd	SS Pipes										
			5.1		150		150			150		Sold to registered recyclers
			34.3		15		15	15				CTDF Udaipur
49	Arvind Press Caps Ltd.	Lamp Cap										
			34.3		0.2		0.2	0.2				CTDF Udaipur
50	Ashok Leyland Ltd.	Vehicles Assembly										
			34.3		0.3		0.3	0.3				CTDF Udaipur
			5.1		0.8		0.8			0.8		Sold to registered recyclers
			33.3								5000	CTDF Udaipur
51	Bestex MM India Pvt. Ltd.	Engineering										
				17	0	10	10	0	0	10	0	Sold to registered recyclers
			33.3			0			0	0	50	CTDF Udaipur
			34.3		0.5		0.5	0.5				CTDF Udaipur
			5.1		0.8		0.8			0.8		Sold to registered recyclers
52	Capara Fasteners	Fastners										
			34.3		36		36	36				CTDF Udaipur
			5.1		24		24			24		Sold to registered recyclers
53	Climate System India Ltd.	Radiators										
			5.2		12		12		12			Incineration
			34.3		12		12	12				CTDF Udaipur
			5.1		25		25			25		Sold to registered recyclers
				C-4		1	1	1				CTDF Udaipur
54	Coster India	Spray pums										



	Packaging Pvt. Ltd., ( Formaly Sun Spray pacakaging Pvt. Ltd.)											
			9.2		27		27			27		Reuse/ Sold to registered recyclers
			9.1		18		18	18				CTDF Udaipur
55	Daikin Airconditioning India Pvt. Ltd.,	Air Conditioners										
			33.3							1560		Discarded containers
			34.3		0.6		0.6	0.6				CTDF Udaipur
			12.5		0.6	0	0.6	0.6	0	0	0	CTDF Udaipur
			5.2		9	0	9		9	0	0	Incineration
			5.1		3	0	3	0	0	3	0	Sold to registered recyclers
			21.1		6	0	6	0	6	0	0	Incineration
56	Deepak Aerosols Ltd	Aluminium Ferruls										
			34.3		1		1	1				CTDF Udaipur
57	Deshwal E Waste Recycler	e-Waste recycler										
			33.3							4		CTDF Udaipur
			31.1		2.33		2.33	2.33				CTDF Udaipur
58	Drawmet Wires (P) Ltd.	GI Wires										
			12.6		6		6	6				CTDF Udaipur
			5.1		0.5		0.5			0.5		Sold to registered recyclers
59	Eicher Tractors (A unit of TAFE Motros & Tractors Limited)	Engineering										
			21.1		3	0	3		3		0	Incineration
			33.3			0				3000		CTDF Udaipur
			34.3		0.6	0	0.6	0.6			0	CTDF Udaipur
			5.2		14	0	14		14		0	Incineration
			5.1		2.5	0	2.5			2.5	0	Sold to registered recyclers
60	Eltek SGC	Engineering										

	Mechanics Pvt. Ltd.											
			34.3		2		2	2				CTDF Udaipur
61	Federal Mughl Autom mctive Products (India) Ltd.	Spark Plugs										
			34.3		6		6	6				CTDF Udaipur
			5.1		0.5		0.5			0.5		Sold to registered recyclers
			5.2		0.2		0.2		0.2			Incineration
62	Garg Ispat Udyog	GI Pipes										
			34.3		0.2		0.2	0.2				CTDF Udaipur
63	Garima Vikas metals Pvt. Ltd., B-146	Auto Parts										
			5.1		1000	0	1000	0	0	1000	0	Sold to registered recyclers
			34.1		0.8	0	0.8	0.8	0	0	0	CTDF Udaipur
			33.3			0			0	0	300	CTDF Udaipur
64	Gemscab Industrial ltd. Unit-II P No.- SP-4-868/869,	Wires and Cables										
			5.2		1.2	0	1.2	0	1.2	0	0	Incineration
			5.2		0.6	0	0.6	0	0.6	0	0	Incineration
			5.1		0.3	0	0.3	0	0	0.3	0	Sold to registered recyclers
65	Gemscab Industries Ltd.,	PVC Articles										
			5.2		1.5	0	1.5	0	0	1.5	0	Incineration
			5.1		0.6	0	0.6	0	0	0.6	0	Sold to registered recycler
			5.2		0.95	0	0.95	0	0.95	0	0	Sold to registered recyclers
66	General Mercantile Industries	Aerial Towers										
			34.3		0.12		0.12	0.12				CTDF Udaipur
67	Getrag Hi-Tech Gears (India) Private Ltd.	Auto Parts										
			14.1		0.6	0	0.6	0.6	0	0	0	CTDF Udaipur
			35.1		0.18	0	0.18	0	0.18	0	0	Incineration

			33.3									
			5.2		10.8		10.8		10.8		Incineration	
			5.1		11.4		11.4		11.4		Sold to registered recyclers	
68	Gillette India Ltd.	Shaving Blades										
			36.2		30	0	30	30	0	0	0	CTDF Udaipur
			34.3		0.2		0.2	0.2				CTDF Udaipur
			5.2		50		50		50			Incineration
			5.1		9	0	9	0	0	9	0	Sold to registered recyclers
69	Goetze India Ltd	Bearings										
			5.1		7.2		7.2			7.2		Sold to registered recyclers
			5.2		18		18		18			Incineration
70	Greenscape Eco Management Pvt. Ltd.	e-Waste recycler										
					450	0	450	0	0	450		Sold to registered recyclers
					0.1	0	0.1	0.1	0	0	0	CTDF Udaipur
71	Havell's India A-461/462, MIA	Wire and Cables										
			5.2		10	0	10	0	10	0	0	Incineration
			21.1		360	0	360	360	0	0	0	CTDF udaipur
			33.3			0			0	0	240	CTDF udaipur
			5.1		1.6	0	1.6	0	0	1.6	0	Sold to registered recyclers
72	Havells India Ltd (Bhiwadi)	Bath Fittings										
			34.3		2		2	2				CTDF Udaipur
			5.1		0.1		0.1			0.1		Sold to registered recyclers
73	Havell's India Ltd (Cable Division)	Wires & Cables										
			5.1		1.6		1.6			1.6		Sold to registered recyclers
74	Havells India Ltd.	Electrical wire										
			21.1		3.5		3.5		3.5			Incineration
				A-6		30	30			30		Sold to registered recyclers
			5.1		3.5		3.5			3.5		Sold to registered recyclers
75	High-Tech Gears	Auto Parts										

	Ltd.											
			5.2		24		24			24		Sold to registered recyclers
			14.1		0.36	0	0.36	0.36	0	0	0	CTDF Udaipur
			34.3		0.45		0.45	0.45				CTDF Udaipur
			33.3								250	CTDF Udaipur
			5.1		60		60			60		Sold to registered recyclers
76	Hit tech Gears Ltd., (Unit-III)	Engineering										
			5.1		36	0	36	0	0	36	0	Sold to registered recyclers
			34.3		4.2	0	4.2	4.2	0	0	0	CTDF Udaipur
			33.3		0	0	0	0.4	0	0	0	CTDF Udaipur
			14.1		0.4	0	0.4	0.4	0	0	0	CTDF Udaipur
			5.2		18	0	18	0	18	0	0	Incineration
78	Honda siel Cars India Ltd., (PT Step -2)	Automobile										
			5.2		4.08	0	4.08	0	4.08	0	0	Incineration
			34.3		1.9	0	1.9	1.9	0	0	0	CTDF Udaipur
			11.5		308.72	0	308.72	308.72	0	0	0	CTDF Udaipur
			5.1		0.02	0	0.02	0	0	0.02	0	Sold to registered recyclers
80	Indo Alusys Industries Ltd.	Aluminium Section										
			5.1		15		15			15		Sold to registered recyclers
			34.3		4		4	4				CTDF Udaipur
81	Jaguar & Co. Ltd. (Unit -1)	Bath Fittings										
			5.1		2.25		2.25			2.25		Sold to registered recyclers
			34.3		18.75		18.75	18.75				CTDF Udaipur
82	Jaguar & Co. Ltd. (Unit -2)	Bath Fittings										
			34.3		3		3	3				CTDF Udaipur
83	KEI Industries Ltd.	GI Wires										
			34.3		2.5		2.5	2.5				CTDF Udaipur
			5.2		1	0	1	0	1	0	0	Incineration
84	Kochar Agro Industries (P) Ltd.	Engineering										

			34.3		1.5		1.5	1.5				CTDF Udaipur
			5.1		0.05		0.05			0.05		Sold to registered recyclers
85	M.J. Structure (P). Ltd.	Engineering										
				C14	0	245	245		0	245	0	Sold to registered recyclers
			34.3		4.5	0	4.5	4.5	0	0	0	CTDF Udaipur
86	Marc Bathing Luxeries	Engineering										
			34.3		1.5		1.5	1.5				CTDF Udaipur
87	Maruti Weld Limited (SP-183, RIA, Kehrani,)	Welding										
			5.2		0.5	0	0.5	0	0.5	0	0	Incineration
			5.1		0.45	0	0.45	0	0	0.45	0	Sold to registered recyclers
88	Meenakshi Strips Pvt. Ltd.	S S Sheets										
			5.1		0.1		0.1			0.1		Sold to registered recyclers
			34.3		195		195	195				CTDF Udaipur
89	Mikuni India Pvt. Ltd.,	Auto Parts										
			5.2		200	0	200	0	200	0	0	Incineration
			5.1		57.9	0	57.9	0	57.9	0	0	Incineration
			11.5		0.018	0	0.018	0.018	0	0	0	CTDF Udaipur
			5.2		2	0	2	0	2	0	0	Incineration
			21.2		500	0	500	0	500	0	0	Incineration
			33.3			0			0	0	100	CTDF Udaipur
90	Mitsui Prime Advance Composites India Pvt. Ltd.	Engineering										
			34.3		4.5	0	4.5	4.5	0	0	0	CTDF Udaipur
			5.1		2		2			2		Sold to registered recyclers
			21.1		0.1		0.1	0.1				CTDF Udaipur
			23.1		1.5		1.5	1.5				CTDF Udaipur
			5.2	0	10		10		10			Incineration
			3.3		100		100		100			Incineration
91	Nichem Industries	Engineering										

			6.2		21	0	21	0	0	21	0	Sold to registered recyclers
92	Nihon Parkerizing (India) Pvt. Ltd.,	Auto Parts										
			5.2		1.2	0	1.2	0	1.2	0	0	Incineration
			5.1		0.5	0	0.5	0	0	0.5	0	Sold to registered recyclers
			33.3								97	CTDF Udaipur
			34.3		30		30	30				CTDF Udaipur
94	Parryware Roca Pvt. Ltd,	Bath Fittings										
			34.3		20		20	20				CTDF Udaipur
			5.1		4.8		4.8			4.8		Sold to registered recyclers
95	Prabha Engineers	Engineering										
			33.1								450	CTDF Udaipur
			34.3		2.5		2.5	2.5				CTDF Udaipur
			21.1		0.4		0.4		0.4			Incineration
			5.1		0.08		0.08			0.08		Sold to registered recyclers
96	Prabha Enterprises	Frontend Structure										
			5.1		0.04		0.04			0.04		Sold to registered recyclers
			34.3		1.5		1.5	1.5				CTDF Udaipur
97	Protech Galvanisors and Fabricators (P) Ltd.	Bath Fittings										
			5.1		0.08		0.08	0.08				CTDF Udaipur
			34.3		1.5		1.5	1.5				CTDF Udaipur
			6.2		3		3			3		Sold to registered recyclers
98	Ranutrol India Ltd.	Bath Fittings										
			34.3		0.75		0.75	0.75				SLF
99	Ray Ban Sun Optics	Sun Glasses										
			34.3		0.015		0.015	0.015				CTDF Udaipur
			21.1		0.5		0.5		0.5			Incineration
			5.1		1		1			1		Sold to registered recyclers
100	Shri Ked Insulation Pvt. Ltd., F-108, MIA	Wires										

			5.1		3.3	0	3.3	0	0	3.3	0	Sold to registered recyclers
			4.1		0.2	0	0.2	0	0.2	0	0	Incineration
101	Shriran Pistons & Rings Ltd.,	Automobile parts										
			5.1		0.067	0	0.067	0	0	0.067	0	Sold to registered recyclers
			34.3		0.01	0	0.01	0.01	0	0	0	Sold to registered recyclers
102	Shukla E Waste processor h-309 (B)	e-Waste Recycler										
			31.1		1	0	1	1	0	0	0	CTDF Udaipur
103	Shyam Auto (P) Ltd.	Engineering										
			34.3		3		3	3				CTDF Udaipur
104	Skipper Electricals (India) Ltd.(Unit II)	Engineering										
			34.3		0.24		0.24	0.24				CTDF Udaipur
105	Syam Auto (PVT) Ltd	CR/Fr Sheets										
			34.3		0.3		0.3	0.3				CTDF Udaipur
107	Synergy Steels Ltd.	SS Billets & Flats										
			34.1		2.7	0	2.7	2.7		0		CTDF Udaipur
			13.4		0.7		0.7	0	0.7			Incineration
				B-28	0	100	100	0	0	100	0	Reuse in process
108	TAFE Motors & Tractors Limited (Old name Eichar)	Engine Assembly										
			34.3		0.6		0.6	0.6				CTDF Udaipur
			5.2		14		14		14			Incineration
			5.1		2.5		2.5			2.5		Sold to registered recyclers
			21.1		1.5		1.5		1.5			Incineration
			33.3								1260	CTDF Udaipur
109	Takata India Pvt. Ltd.,	Auto Parts										
			24.1		61.2		61.2		61.2			Incineration
			21.1		1.5		1.5		1.5			Incineration
			34.3		18	0	18	18	0	0	0	CTDF Udaipur
			5.1		42	0	42	0		42	0	Sold to registered recyclers

110	TPR Autoparts Mfg. India Pvt. Ltd.	Engineering										
			5.1		10.8		10.8			10.8		Sold to registered recyclers
			9.1		126		126	126				CTDF Udaipur
			34.1		18		18	18				CTDF Udaipur
111	Trishul Metal Industries	Brass, Copper, M.S. tubes, S.S.										
			5.1		2.1		2.1			2.1		Sold to registered recyclers
			34.3		0.06		0.06	0.06				CTDF Udaipur
			8.3		0.12		0.12	0.12				CTDF Udaipur
112	Universal Cylinders Ltd.,	LPG Cylinders										
			5.1		0.03	0	0.03	0	0	0.03	0	Sold to registered recyclers
			33.3								250	Sold to registered recyclers
			21.1		0.01	0	0.01	0	0.01	0	0	Reuse in process
113	Uttam Strips Pvt. Ltd	Engineering										
			34.3		2.58		2.58	2.58				CTDF Udaipur
114	Vasoo Metals (Division -III) G-287	e-Waste Recycler										
			31.1		2.33	0	2.33	2.33	0	0	0	CTDF Udaipur
115	Videocon Industries Ltd	Refrigerator										
			36.2		0.2		0.2	0.2				CTDF Udaipur
			5.1		1		1			1		Sold to registered recyclers
			34.3		2		2	2				CTDF Udaipur
116	Wellcare Oil Tools (P) Ltd., F-209-210	Centraliser, Line Hanger, Stop Collar										
			17		0	10	10	0	0	10	0	Sold to registered recyclers
			5.2		0.32	0	0.32	0	0.32	0	0	Incineration
			5.1		0.8	0	0.8	0	0	0.8	0	Sold to registered recyclers
			34.3		0.5	0	0.5	0.5	0	0	0	CTDF Udaipur
	<b>Other</b>											



117	Balkrishana Industries Ltd. (Unit II)	Automobile Tyres										
			34.3		0.1		0.1	0.1				CTDF Udaipur
			5.1		9.6		9.6		9.6			Sold to registered recyclers
118	Balkrisna Industres Ltd. (Unit-I)	Automobile Tyres										
			5.1		9.6		9.6		9.6			Sold to registered recyclers
			34.3		0.1		0.1	0.1				CTDF Udaipur
119	BASF India Limited	Industrial solvents										
			20.2		20		20		20			Sold to registered recyclers
			5.1		1	0	1	0	0	1	0	Sold to registered recyclers
			34.1		2	0	2	0	2	0	0	Incineration
			33.3			0			0		3285	CTDF Udaipur
120	Beam Global Spirits & Wine (I) Pvt. Ltd.	IMFL Bottling plant										
			33.3			0			0		15	CTDF Udaipur
			35.1		10024		10024		10024			Incineration
			5.2		0.05		0.05		0.05			Incineration
			34.2		0.15		0.15		0.15			Sold to registered recyclers
			3.3		200	0	200	0	200	0	0	Incineration
			5.1		0.75		0.75		0.75			Reuse in process
121	Gaurav Industries	Solvent Extructuion										
			36.4		0.1		0.1	0.1				CTDF Udaipur
122	Green Ply Industr Ltd.,	Plywood										
			19.1		2.5	0	2.5	0	2.5	0	0	Incineration
			5.1		0.002	0	0.002	0	0	0.002	0	Sold to registered recyclers
123	Metso Minerals India Pvt. Ltd.	Others										
			21.1		0.3		0.3		0.3			Incineration
			21.2		0.1		0.1		0.1			Incineration
			3.3		0.3		0.3		0.3			Incineration

			5.1		10		10			10		Sold to registered recyclers
			5.2		0.05		0.05		0.05			Incineration
124	Mount Shivalik Industries Ltd.,	Bearings										
			5.1		0.45		0.45			0.45		Sold to registered recyclers
125	Raj Solvex Ltd.	Refined/ Vegetable Vanaspati Oil										
				B-6		0.008	0.008			0.008		Sold to registered recyclers
			34.3		6		6	6				CTDF Udaipur
			5.1		0.1		0.1			0.1		Sold to registered recyclers
126	Shasi Phyto Chemical Industries	Herbal Medicines										
			28.1		18.25	0	18.25	0	18.25	0	0	Incineration
			5.1		1	0	1	0	0	1	0	Sold to registered recyclers
127	The Structural Waterproofing Co. Pvt. Ltd.,	Water proofing products										
			34.3		0.25		0.25	0.25				CTDF Udaipur
128	Vijay Solvex Ltd	Vanaspati & Refined Oil										
			5.1		0.75		0.75			0.75		Sold to registered recyclers
			34.3		6		6	6				CTDF Udaipur
				B-6		0.1	0.1			0.1		Sold to registered recyclers
129	Sakata Ink (India) Ltd.	Ink										
			5.1		0.02		0.02			0.02		Sold to registered recyclers
			21.1		0.2		0.2		0.2			Incineration
			33.3								50	Discarded containers
130	Seigwerk India Pvt. Ltd	Ink										

			36.2		3.6		3.6	3.6			CTDF Udaipur	
			33.3							4500	CTDF Udaipur	
			5.1		19.2		19.2		19.2		Sold to registered recyclers	
			26.1		24		24		24		Sold to registered recyclers	
			21.1		80		80	80			Incineration	
			20.2		250		250	250			Incineration	
131	Seigwerk India Pvt. Ltd.,	Ink										
			5.1		32	0	32	0	0	32	0	Sold to registered recyclers
			21.1		173	0	173	0	173	0	0	Incineration
			33.3		0	0	0	0	0	0	7515	CTDF Udaipur
			5.1		0.03	0	0.03	0	0	0.03	0	Sold to registered recyclers
	<b>Pesticides</b>											
132	Insecticides India Ltd. Unit II	Pesticides										
			5.1		0.4		0.4			0.4		Sold to registered recyclers
			36.2		6		6	6				CTDF Udaipur
			34.3		7.5		7.5		7.5			Incineration
			29.1		189		189		189			Incineration
	<b>Petro Chemical</b>											
133	Chemtreat Industries	Solvent										
			20.3		6		6		6			Incineration
			28.5		25		25		25			Incineration
	<b>Secondary production of Metals</b>											
134	A. I. Metals Pvt. Ltd. (Unit-II)	Secondary production of Metals										
			9.2		180		180		180			Reuse in process
			9.1		180		180	180				CTDF Udaipur
135	Aditi Industries	Lead Ingots										
			9.1		4.8		4.8	4.8				CTDF Udaipur

136	Agarwal Enterprises	Lead Ingots										
			9.2		18	0	18	0	0	18	0	Reuse in process
			9.1		12	0	12	12	0	0	0	CTDF Udaipur
137	Agarwal Metal Works Pvt Ltd	Copper & Copper Alloys										
			5.1		9		9			9		Sold to registered recyclers
			34.3		20		20	20				CTDF Udaipur
			2		100		100			100		Sold to registered recyclers
				B-3		0.5	0.5			0.5		Sold to registered recyclers
			14		100		100			100		Sold to registered recyclers
			9.2		100		100			100		Reuse/Sold to registered recyclers
138	Arya Alloys (P) Ltd.	Lead Ingots										
			9.2		30		30			30		Reuse in process
			9.1		19.26		19.26	19.26				CTDF Udaipur
139	Ashish Pigments & Alloys (P) Ltd.	Lead Ingots										
			9.2		135		135			135		Reuse in process
			9.1		90		90	90				CTDF Udaipur
140	Balaji Metal Industries	Lead Ingots										
			9.1		120		120	120				CTDF Udaipur
			9.2		80		80			80		Reuse in process
141	BMA Zinc (P) Ltd.	Lead Ingots										
			11.4		430		430	430				CTDF Udaipur
			9.2		18		18			18		Reuse in process
			8.3		381		381	381				CTDF Udaipur
			9.1		3.5		3.5	3.5				CTDF Udaipur
			6.3		800		800	800				CTDF Udaipur
142	BMP Metal Pvt Ltd	Lead Ingots										
			9.2		2.4		2.4			2.4		Reuse in process
			9.1		10		10	10				CTDF Udaipur
143	Dhir Metals	Lead Ingots										
			9.2		60		60			60		Reuse in process
			9.1		60		60	60				CTDF Udaipur

144	Exclusive Food Products (P) Ltd.	Lead Ingots										
			9.1		4.5		4.5	4.5				CTDF Udaipur
			9.2		0.3		0.3			0.3		Reuse in process
145	Exclusive Lead Alloys (P) Ltd	Lead Ingots										
			9.1		6		6	6				CTDF Udaipur
			9.2		12		12			12		Reuse in process
147	Gulab singh and Sons WP-456/5,	Lead Ingots										
			9.1		1	0	1	1	0	0	0	CTDF Udaipur
			9.2		1.5	0	1.5	0	0	1.5	0	Reuse in process
148	Hitesh Enterprises	Secondary Zinc										
			6.2		120		120			120		Sold to registered recyclers
149	Interact Auto Pvt. Ltd.,	Copper recycler										
			6.2		1.8		1.8			1.8		Sold to registered recyclers
150	Jai Ambay Intermat	Secondary Production of Lead/Zinc										
			6.3		42		42			42		Sold to registered recyclers
			8.3		3		3			3		Sold to registered recyclers
			6.4		3		3			3		Sold to registered recyclers
151	Jyoti Electricals F-30, RIICO Industrial Area,	Lead Ingots										
			9.1		64.8	0	64.8	64.8	0	0	0	CTDF Udaipur
			9.2		126	0	126	0	0	126	0	Reuse in process
152	Kay Bee Batteries Pvt Ltd	Lead Ingots										
			9.2		150		150			150		Reuse in process
			9.1		100		100	100				CTDF Udaipur
153	Khushbu Metal Works	Lead Ingots										
			9.1		4.8	0	4.8		0	4.8	0	Sold to registered recyclers
			9.2		4.8	0	4.8	0	0	4.8	0	Reuse/Sold to

												registered recyclers
154	Lotus Alloys	Lead Ingots										
			9.2	30		30			30			Reuse in process
			9.1	10		10	10					CTDF Udaipur
155	Narayan Metals	Lead Ingots										
			9.2	105	0	105	0	0	105	0		Reuse in process
			9.1	54	0	54	54	0	0	0		CTDF Udaipur
156	Pragati Udyog	Lead Ingots										
			9.1	100		100	100					CTDF Udaipur
			9.2	150		150			150			Reuse in process
157	Puran Sons Alloys (P) Ltd.	Lead Ingots										
			9.1	324		324	324					CTDF Udaipur
			9.2	486		486			486			Reuse/Sold to registered recyclers
158	R. K. Metal Co.	Lead Ingots										
			9.2	108		108			108			Reuse in process
			9.1	72		72	72					CTDF Udaipur
159	R.P Plastic	Lead Ingots										
			9.1	50		50	50					CTDF Udaipur
			9.2	75		75			75			Reuse in process
160	Rahul Metal Industry	Lead Ingots										
			9.2	4.8	0	4.8	0	0	4.8	0		Reuse in process
			9.1	9.6		9.6	9.6					CTDF Udaipur
161	Rama Metal Works	Lead Ingots										
			9.1	5	0	5	5	0	0	0		CTDF Udaipur
			9.2	10	0	10	0	0	10	0		Reuse in process
162	Ramesh Kumar Yadav	Lead Ingots										
			9.1	5		5	5					CTDF Udaipur
			9.2	10		10			10			Reuse in process
163	Rishabh Metal Industries	Lead Ingots										
			9.1	4.8		4.8	4.8					CTDF Udaipur
			9.2	4.8		4.8			4.8			Reuse/Sold to registered recyclers
164	Rohan Industries	Lead Ingots										

			9.1		20		20	20				CTDF Udaipur
			9.2		40		40			40		Reuse/Sold to registered recyclers
165	Rohan Metals (P) Ltd.	Lead Ingots										
			9.1		600		600	600				CTDF Udaipur
			9.2		1000		1000			1000		Reuse/Sold to registered recyclers
166	Shiv Shakti Metals	Lead Ingots										
			9.1		4		4	4				CTDF Udaipur
			9.2		0.5		0.5			0.5		Reuse in process
167	Shivalak Metalloys Pvt. Ltd.	Lead Ingots										
			9.1		200		200	200				CTDF Udaipur
			9.2		300		300			300		Reuse in process
168	Shree Om Sai Metal	Lead Ingots										
			9.1		5	0	5	5	0	0	0	CTDF Udaipur
			9.2		10	0	10	0	0	10	0	Reuse in process
169	Shyam Industries	Lead Ingots										
			9.2		360		360			360		Reuse in process
			9.1		190.8		190.8	190.8				CTDF Udaipur
170	Shyam Metals	Lead Ingots										
			9.1		24		24	24				CTDF Udaipur
			9.2		36		36			36		Reuse in process
171	Simran Chemicals	Zinc Oxide										
			6.2		9		9			9		Sold to registered recyclers
172	Sumetco Alloys (P) Ltd.	Lead Ingots										
			9.1		282		282	282				CTDF Udaipur
			9.2		500		500			500		Reuse in process
173	Surender Metal Industries	Lead Ingots										
			9.1		18		18	18				CTDF Udaipur
			9.2		30		30			30		Reuse in process
174	Trans Asia Metals	Lead Ingots										
			9.1		80		80	80				CTDF Udaipur
			9.2		120		120			120		Reuse/Sold to

												registered recyclers
175	V.K. Metcast Pvt. Ltd	Cu, Zn, Al Ingots										
			6.2		3.5		3.5			3.5		Sold to registered recyclers
176	Vasoo Metal	Lead Ingots										
			9.1		6	0	6	6	0	0	0	CTDF Udaipur
			9.2		12	0	12		0	12	0	Reuse in process
177	Vipul Metals Ltd.	Lead Ingots										
			9.1		11		11	11				CTDF Udaipur
			9.2		1		1			1		Reuse in process
178	Zinc O India	Zinc oxide										
			6.2		24		24			24		Sold to registered recyclers
179	Zinc O Rajasthan	Zinc Oxide										
			6.2		75		75			75		Sold to registered recyclers
	<b>Steel rolling mills</b>											
180	Amit Re-rolling (P) Ltd.	SS Sheet										
			34.3		185		185	185				CTDF Udaipur
			5.1		0.1	0	0.1	0	0	0.1	0	Sold to registered recyclers
181	Annanya Foils (P) Ltd.	SS Sheet										
			34.3		0.9		0.9	0.9				CTDF Udaipur
182	Ansul Strips Pvt. Ltd.	SS Sheet										
			34.3		2		2	2				CTDF Udaipur
			5.1		0.01		0.01			0.01		Sold to registered recyclers
183	B. G. Steel	SS Sheet										
			34.3		0.6		0.6	0.6				CTDF Udaipur
184	Bhiwadi Metal Rollwell (P) Ltd.	SS Sheet										
			34.3		0.4		0.4	0.4				CTDF Udaipur
185	D.L. Steels (P) Ltd.	SS Sheet										
			34.3		2		2	2				CTDF Udaipur
186	Divya Aanchal Re-	SS Sheet										



	Rolling Pvt. Ltd.											
			34.3		4.5		4.5	4.5				CTDF Udaipur
			5.1		9.6		9.6		9.6			Sold to registered recyclers
187	Gold Star Re-Rollers (P) Ltd	SS Sheet										
			34.3		12		12	12				CTDF Udaipur
			5.1		0.06		0.06		0.06			Sold to registered recyclers
188	Honey Strips Rollings (P) Ltd.	SS Sheet										
			34.3		1		1	1				CTDF Udaipur
189	Manghani Re-rolling Ltd.	SS Sheet										
			34.3		1		1	1				CTDF Udaipur
			5.1		100		100		100			Sold to registered recyclers
190	Onkar Alloys P Ltd	SS Sheet										
			34.3		1		1	1				CTDF Udaipur
191	Pannar Strips Pvt. Ltd., G-1-988,	Re-Rolling Mill										
			5.1		0.08	0	0.08	0	0	0.08	0	Sold to registered recyclers
			34.3		190	0	190	190	0	0	0	CTDF Udaipur
192	Perma Engg. Treading Co. (I) Ltd.	SS Sheet										
			34.3		1		1	1				CTDF Udaipur
193	Rachana Strips Pvt. Ltd.	SS Sheet										
			34.3		0.6		0.6	0.6				CTDF Udaipur
			5.1		0.8		0.8		0.8			Sold to registered recyclers
194	Radhraman Stainless Steel Pvt Ltd	SS Sheet										
			34.3		1		1	1				CTDF Udaipur
195	Rajasthan Pipes Pvt. Ltd.	SS Sheet										
			34.3		1.5		1.5	1.5				CTDF Udaipur
196	Rajasthan Prime Steel Processing	Steel Sheet										

	Centre Pvt. Ltd.											
			5.2		0.5		0.5		0.5			Incineration
			5.1		6		6		6			Sold to registered recyclers
			33.3							50		CTDF Udaipur
197	Shiva Steel	SS Sheet										
			34.3		2		2	2				CTDF Udaipur
			5.1		0.08		0.08		0.08			Sold to registered recyclers
198	Shree Prakash Prasad Re-Rolling Pvt. Ltd., G-1-955 A,	Re-Rolling Mill										
			34.3		170		170	170	0	0	0	CTDF Udaipur
199	Shri Laxmi Vijay Steel (P) Ltd.	SS Sheet										
			34.3		1		1	1				CTDF Udaipur
200	Shri Laxmi Vijay Strips (P) Ltd.	SS Sheet										
			34.3		1.7		1.7	1.7				CTDF Udaipur
201	Shri Sidhi Re-Rolling Mills	SS Sheet										
			34.3		2		2	2				CTDF Udaipur
202	Vishal Strips (P) Ltd.	SS Sheet										
			34.3		0.5		0.5	0.5				CTDF Udaipur
	<b>Textile</b>											
203	Arham Spinning Mills Ltd.	Dyed Coton Yarn										
			34.3		35		35	35				CTDF Udaipur
204	Ginni International Limited	Dyed Yarn										
			5.1		4		4		4			Sold to registered recyclers
			34.3		120		120	120				CTDF Udaipur
205	Mahalaxmi Enterprisses	Textile										
			34.3		30		30	30				CTDF Udaipur
206	Nahar Industrial Enterprises Ltd.	Textile										
			34.3		35		35	35				CTDF Udaipur



			33.3							400	CTDF Udaipur
	<b>Used/Waste oil rerefiners</b>										
216	Continental Petroleum Ltd.	Re-Refining Of Lube Oil									
			33.3	0	0	0	0	0	0	90000	CTDF Udaipur
			4.4	1170	0	1170	0	1170	0	0	Incineration
			36.2	200		200	200				CTDF Udaipur
			4.5	179	0	179	0	179	0	0	Incineration
218	New Lubrisales India Pvt. Ltd., Plot No. F-192	Re-Refining Of Lube Oil									
			4.4	60	0	60	0	60	0	0	Incineration
			4.5	20	0	20	0	20	0	0	Incineration
219	Petroways India Pvt. Ltd.	Re-refined lubricating oil									
			4.5	15	0	15	0	15	0		Incineration
			4.4	60	0	60	0	60	0		Incineration
220	Shivshakti Oil & Lubricants	Re-Refining Of Lube Oil									
			4.5	108		108		108			Incineration
			36.2	2		2	2				CTDF Udaipur
			34.3	2		2	2				CTDF Udaipur
			4.4	72		72		72			Incineration
221	Shree Balaji Lubricants	Re-Refining Of Lube Oil									
			5.1	2700	0	2700	0	0	2700	0	Resue in process/ used as raw material
			4.1	285		285			285		Sold to registered recyclers
			34.3	1		1	1				CTDF Udaipur
			4.5	54		54			54		Sold to registered recyclers
	<b>Banswara</b>										
	<b>Cement</b>										
222	Mahi Cement (Division of Indo Zinc Ltd.,)	Cement									
			5.1	0.3	0	0.3	0	0	0.3	0	Sold to registered

												recyclers
	<b>Textile</b>											
223	Banswara Syntax Ltd.	Yarn & Fibre										
			5.1		0.5		0.5			0.5		Sold to registered recyclers
			34.3		200		200		200			CTDF Udaipur
224	Banswara Textile Mills Ltd.	Processed Fabric										
			34.3		25		25		25			CTDF Udaipur
			5.1		0.5		0.5			0.5		Sold to registered recyclers
225	Bhilwara Melba De Witte (P) Ltd	Yarn Dyeing										
			33.3								2200	Discarded containers
			26.2		24		24		24			CTDF Udaipur
			5.1		0.7		0.7			0.7		Sold to registered recyclers
226	LNJ Denim(A Unit of RSWM Ltd.)	Textile										
			34.3		300		300		300			CTDF Udaipur
227	Mordi Textiles & Processors	Processed Fabric										
			5.1		2		2			2		Sold to registered recyclers
			26.2		50		50		50			CTDF Udaipur
			33.3								5300	Discarded containers
228	RSWM Limited(Fabric Devison)	Textile										
			3.1		120	0	120	0	120	0	0	Incineration
			5.1		84	0	84	0	0	84	0	Sold to registered recyclers
			5.2		2.5	0	2.5	0	2.5	0	0	Incineration
229	RSWM Ltd. (an LNJ Bhilwara group Co.)	Yarn & Fibre										
			5.1		19.2		19.2			19.2		Sold to registered recyclers
			5.2		120		120		120			Incineration

	<b>Baran</b>											
	<b>Chemical</b>											
230	S.N. Chemicals Khasra No. 2819/2455	Alluminum hydroxide , Dichloro Amine										
			33.3			0			0	0	1800	Sent Back to supplier for reuse
	<b>Other</b>											
231	Ruchi Soya Industries Ltd.	Edible Oil										
			34.3		12		12	12				CTDF Udaipur
			5.1		0.1		0.1			0.1		Sold to registered recyclers
	<b>Barmer</b>											
	<b>Common Treatment Facility</b>											
232	CETP, Balotra Water Pollution Control & Research Foudation Trust	Treatment Facility										
			34.4		700		700		700			Co- incineration/Co- processing
233	CETP, Jasol Water Pollution Control & Treatment Trust	Treatment Facility										
			34.3		274		274	274				CTDF Udaipur
	<b>Petroleum Drilling/ Storage</b>											
234	Cairn Energy India P. Ltd.	Petroleum Drilling										
			2.3		200		200	200				Captive SLF
			5.1		26		26			26		Sold to registered recyclers
			2.2		1700		1700	1700				Captive SLF
			2.3		2195		2195	2195				Captive SLF
235	Cairn Energy India	HC										

	P. Ltd. Saraswati Field)	Development										
			2.3		30		30	30				Captive SLF
			5.1		6.5		6.5		6.5			Sold to registered recyclers
			1.8		4		4	4				Captive SLF
			3.3		12.5		12.5	12.5				Captive SLF
			1.8		30		30	30				Captive SLF
			2.1		252		252	252				Captive SLF
236	Cairn Energy India Pvt. Ltd. mangala Processing Terminal (MPT),											
			2.1		30	0	30	0	0	30	0	Co-incineration/Co-processing
237	Cairn Energy India Pvt. Ltd., (Bhayam Well Pad-1)	Oil exploration										
			5.1		0	0	0	0	0	0	0	
238	Cairn Energy Pvt. Ltd (Well Pad 10)	Petroleum Drilling										
			5.2		400		400			400		Sold to registered recyclers
			2.1		340		340	340				Captive SLF
			2.3		2016		2016	2016				Captive SLF
			5.1		34		34			34		Sold to registered recyclers
239	Cairn India Limite (Arel NW), 3rd & 4th											
			33.3			0	0	0	0	0	2	CAPTIVE SLF
			5.2		18	0	18	0	18	0	0	Captive Incinerator
			2.3		37.5	0	37.5	37.5	0	0	0	CAPTIVE SLF
			2.2		1	0	1	0	1	0	0	Captive Incinerator
			2.1		225	0	225	0	225	0	0	Captive Incinerator
			5.1		2	0	2	0	0	2	0	Sold to registered recyclers
240	Cairn India Limite (Bhurtiya West											

	Well ), 3rd & 4th											
			2.2		1	0	1	0	1	0	0	Captive Incinerator
			2.1		225	0	225	0	225	0	0	Captive Incinerator
			5.2		18	0	18	0	18	0	0	Captive Incinerator
			5.1		2	0	2	0	0	2	0	Sold to registered recyclers
			2.3		37.5	0	37.5	37.5	0	0	0	CAPTIVE SLF
			33.3			0			0	0	2	CAPTIVE SLF
241	Cairn India Limite (Dholanda NW Well), 3rd & 4th											
			2.3		37.5	0	37.5	37.5	0	0	0	CAPTIVE SLF
			2.2		1	0	1	0	1	0	0	Captive Incinerator
			33.3			0			0	0	1	CAPTIVE SLF
			5.1		2	0	2	0	0	2	0	Sold to registered recyclers
			5.2		18	0	18	0	18	0	0	Captive Incinerator
			2.1		225	0	225	0	225	0	0	Captive Incinerator
242	Cairn India Limite (Gangasar NW), 3rd & 4th											
			2.1		150	0	150	0	150	0	0	Captive Incinerator
			2.2		1	0	1	0	1	0	0	Captive Incinerator
			2.3		25	0	25	25	0	0	0	CAPTIVE SLF
			33.3			0			0	0	1	CAPTIVE SLF
			5.1		2	0	2	0	0	2	0	Sold to registered recyclers
			5.2		12	0	12	0	12	0	0	Captive Incinerator
243	Cairn India Limite (Kawas East), 3rd & 4th											
			2.1		225	0	225	0	225	0	0	Captive Incinerator
			2.2		1	0	1	0	1	0	0	Captive Incinerator



			2.3		37.5	0	37.5	37.5	0	0	0	CAPTIVE SLF
			5.2		18	0	18	0	18	0	0	Captive Incinerator
			33.3			0			0	0	2	CAPTIVE SLF
			5.1		2	0	2	0	0	2	0	Sold to registered recyclers
244	Cairn India Limite (Koslu South), 3rd & 4th											
			2.3		32.5	0	32.5	32.5	0	0	0	CAPTIVE SLF
			5.1		2	0	2	0	0	2	0	Sold to registered recyclers
			5.2		15.6	0	15.6	0	15.6	0	0	Captive Incinerator
			33.3			0			0	0	1	CAPTIVE SLF
			2.2		1	0	1	0	1	0	0	Captive Incinerator
			2.1		195	0	195	0	195	0	0	Captive Incinerator
245	Cairn India Limite (NK-1 ), NK 1,											
			5.2		12	0	12	0	12	0	0	Captive Incinerator
			5.1		2	0	2	0	0	2	0	Sold to registered recyclers
			33.3			0			0	0	1	CAPTIVE SLF
			2.2		1	0	1	0	1	0	0	Captive Incinerator
			2.1		150	0	150	0	150	0	0	Captive Incinerator
			2.3		25	0	25	25	0	0	0	CAPTIVE SLF
246	Cairn India Limited (Baytu SW Well) 3rd & 4th											
			5.2		18	0	18	0	18	0	0	Captive Incinerator
			2.1		225	0	225	0	225	0	0	Captive Incinerator
			33.3			0			0	0	2	CAPTIVE SLF
			2.2		1	0	1	0	1	0	0	Captive Incinerator
			5.1		2	0	2	0	0	2	0	Sold to registered recyclers
			2.3		37.5	0	37.5	37.5	0	0	0	CAPTIVE SLF

247	Cairn India Limited (Well Bhurtiya NE) 3rd & 4th											
			2.2		1	0	1	0	1	0	0	Captive Incinerator
			2.3		37.5	0	37.5	37.5	0	0	0	CAPTIVE SLF
			5.1		2	0	2	0	0	2	0	Sold to registered recyclers
			33.3			0			0	0	2	CAPTIVE SLF
			2.1		225	0	225	0	225	0	0	Captive Incinerator
			5.2		18	0	18	0	18	0	0	Captive Incinerator
248	Cairn India Limited (Well Garal E) 3rd & 4th											
			5.1		2	0	2	0	0	2	0	Sold to registered recyclers
			5.2		18	0	18	0	18	0	0	Captive Incinerator
			2.3		37.5	0	37.5	37.5	0	0	0	CAPTIVE SLF
			2.2		1	0	1	0	1	0	0	Captive Incinerator
			33.3			0			0	0	2	CAPTIVE SLF
			2.1		225	0	225	0	225	0	0	Captive Incinerator
249	Cairn India Limited (Well Koslu Se) 3rd & 4th											
			2.1		225	0	225	0	225	0	0	Captive Incinerator
			5.2		18	0	18	0	18	0	0	Captive Incinerator
			2.2		1	0	1	0	1	0	0	Captive Incinerator
			5.1		2	0	2	0	0	2	0	Sold to registered recyclers
			2.3		37.5	0	37.5	37.5	0	0	0	CAPTIVE SLF
			33.3			0			0	0	2	CAPTIVE SLF
250	Cairn India Limited (Well nagar North) 3rd & 4th											
			5.1		2	0	2	0	0	2	0	Sold to registered recyclers

			5.2		21	0	21	0	21	0	0	Captive Incinerator
			2.1		262.5	0	262.5	0	262.5	0	0	Captive Incinerator
			33.3			0			0	0	2	CAPTIVE SLF
			2.3		43.75	0	43.75	43.75	0	0	0	CAPTIVE SLF
			2.2		1	0	1	0	1	0	0	Captive Incinerator
251	Cairn India Limited (Will Dhandlawas South) 3rd & 4th											
			5.1		2	0	2	0	0	2	0	Sold to registered recyclers
			2.1		262.5	0	262.5	0	262.5	0	0	Captive Incinerator
			2.3		43.75	0	43.75	43.75	0	0	0	CAPTIVE SLF
			33.3			0			0	0	2	CAPTIVE SLF
			2.2		1	0	1	0	1	0	0	Captive Incinerator
			5.2		21	0	21	0	21	0	0	Captive Incinerator
	<b>Textile</b>											
254	Abhinandan Processors Khasra No. 1241/109,	Textile										
			34.3		21.6	0	21.6	21.6	0	0	0	CTDF udaipur
255	B.I. Fabrics F-282-283	Textile										
			34.3		72	0	72	72	0	0		CTDF Balotra
256	Maha Baleshwar Processing House E -235,	Textile										
			34.3		108	0	108	108	0	0	0	CTDF Balotra
257	Manas Mani Textiles Plot no. E-238	Textile										
			34.3		90	0	90	90	0	0	0	CTDF Balotra
258	Micro Industries F-14 & 15,	Textile										
			34.3		54	0	54	54	0	0	0	CTDF Balotra
259	Minaxi Industries E-86-A, F-88, G-143	Textile										

			34.3		126	0	126	126	0	0	0	CTDF Udaipur
260	Mukesh Weaving Mills F-79 & G-97,	Textile										
			34.3		90	0	90	90	0	0	0	CTDF Udaipur
261	Sarveshwar udyog E-244 (A)	Textile										
			34.3		180	0	180	180	0	0	0	CTDF Udaipur
262	Tripti Industries, G-34,35,36	Textile										
			34.3		72	0	72	72	0	0	0	CTDF Udaipur
	<b>Bharatpur</b>											
	<b>Petroleum Drilling/ Storage</b>											
263	Bharat Petroleum Corporation Ltd	Petroleum Storage										
			3.3		0.015		0.015	0.015				Bioremediation
264	Bharat Petroleum Corporation Ltd	Petroleum Storage										
			3.3		1.4		1.4	1.4				Bioremediation
265	Bharat Petroleum Corporation Ltd, Bharatpur	Petroleum Storage										
			3.3		1.4		1.4	1.4				Bioremediation
266	Hindustan Petroleum Corporation Limited	Petroleum Storage										
			3.3		1		1	1				Bioremediation
267	Indian Oil Corporation Ltd	Petroleum Storage										
			3.3		4		4	4				Bioremediation
	<b>Secondary production of Metals</b>											
268	Arham Industry	Lead Ingots										
			34.1		120		120	120				CTDF Udaipur
269	Rajasthan Pigments &	Lead Ingots										

	Chemicals,											
			9.2		2		2			2	Reuse in process	
			9.1		1.5		1.5	1.5			CTDF Udaipur	
	<b>Bhilwara</b>											
	<b>Asbestos &amp; Asbestos Product</b>											
270	A. Infrastructure Ltd.	AC Pressure Pipes										
			15.1		15		15			15	Reuse in process	
			5.1		0.8		0.8			0.8	Sold to registered recyclers	
	<b>Beneficiation of Ore</b>											
271	Hindustan Zinc Limited (Rampura Agoocha Mines)	Lead Zinc Ore										
			33.3							7000	CTDF Udaipur	
			5.1		700		700			700	Reuse/ Sold to registered recyclers	
	<b>Chemical</b>											
272	Shikhar Ferro Pvt. Ltd., Khasara No. 868/2	Ferrous sulphate										
			5.2		60	0	60	0	0	60	0	Reuse in process
	<b>Fertilizer</b>											
273	Gayatri Spinners Ltd	SSP										
			5.1		0.18		0.18			0.18	Sold to registered recyclers	
			36.1		1.2		1.2			1.2	Reuse in process	
				D-2		3600	3600			3600	Reuse in process	
274	Mangalam Phosphates Ltd.	SSP										
			36.1		6.2		6.2			6.2	Reuse in process	
			5.1		0.15		0.15			0.15	Sold to registered recyclers	
				D-2		13.8	13.8			13.8	Sold to registered recyclers	

275	Tedco Granite Ltd.	SSP										
				D-2		42	42			42		Sold to registered recyclers
			36.1		19.9		19.9			19.9		Reuse in process
			5.1		0.08		0.08			0.08		Sold to registered recyclers
	<b>Secondary Production of Metals</b>											
276	Ganpati metalloys Pvt Ltd., E-34 (A)	Lead Ingots										
			9.2		144	0	144	0	0	144	0	Reuse in process
			9.1		90	0	90	90	0	0	0	CTDF udaipur
277	Sarla Synthetics	Lead Ingots										
			9.1		0.8		0.8	0.8				CTDF Udaipur
			9.2		0.4		0.4			0.4		Reuse in process
	<b>Textile</b>											
278	A.K. Spintex Ltd.	Processed Fabric										
			5.1		0.48		0.48			0.48		Sold to registered recyclers
			34.3		1080		1080		1080			Co-incineration/Co-processing
			33.3								1200	Reuse/ Sold to registered recyclers
279	Anant Syntax Ltd.	Processed Fabric										
			34.3		980		980		980			Co-incineration/Co-processing
			33.3								540	Reuse/ Sold to registered recyclers
			5.1		1.2		1.2			1.2		Sold to registered recyclers
280	Bhilwara Processors Ltd	Processed Fabric										
			33.3								14000	Reuse/ Sold to registered recyclers

			34.3		1300		1300		1300			Co-incineration/Co-processing
			5.1		0.6		0.6			0.6		Sold to registered recyclers
281	Bhilwara Spinners	Processed Fabric										
			5.1		24		24			24		Sold to registered recyclers
			34.3		30		30		30			Co-incineration/Co-processing
			33.3								1420	Discarded containers
282	BSL Limited (Processing Division)	Textile										
			34.3		1374		1374		1374			Co-incineration/Co-processing
			5.2		0.6		0.6			0.6		Sold to registered recyclers
			33.3								14400	Reuse/ Sold to registered recyclers
			5.1		0.6		0.6			0.6		Sold to registered recyclers
283	BTM Industries	Processed Fabric										
			34.3		400		400		400			Co-incineration/Co-processing
284	Chairman Processors Ltd.	Textile										
			34.3		600		600		600			Co-incineration/Co-processing
			33.3								1200	CTDF Udaipur
			5.1		1		1			1		Sold to registered recyclers
285	Chamunda Synprocess	Processed Fabric										
			33.3								288	Discarded containers
			5.1		0.3		0.3			0.3		Sold to registered

												recyclers
			34.3		490		490		490			Co-incineration/Co-processing
286	Janki Corporation Ltd	Processed Fabric										
			33.3							3000		Reuse/ Sold to registered recyclers
			5.1		7.8		7.8		7.8			Sold to registered recyclers
			34.3		1470		1470		1470			Co-incineration/Co-processing
287	Kanchan (India) Ltd. (Precessing Division)	Processed Fabric										
			5.1		6		6		6			Sold to registered recyclers
			33.3							1800		Reuse/ Sold to registered recyclers
			34.3		1260		1260		1260			Co-incineration/Co-processing
288	Kanchan India Limited ( Spinnign unit)	Textile										
			5.1		2.5		2.5		2.5			Sold to registered recyclers
			33.3							600		Reuse/ Sold to registered recyclers
			34.3		510		510		510			Co-incineration/Co-processing
289	Modern Woolens (A Unit of Modern Threads (India) Ltd.,	Wool Carpet Yarn										
			33.3							600		CTDF Udaipur
			34.3		18		18	18				CTDF Udaipur
			5.1		0.7		0.7		0.7			Sold to registered recyclers
290	Modtex Texturising	Processed										



		Fabric										
			5.1		0.5		0.5			0.5		Sold to registered recyclers
			33.3							25		CTDF Udaipur
			34.3		70		70	70				CTDF Udaipur
291	Nitin Spinners Ltd., 16-17 KM Stone,	Yarn & Fibre										
			5.1		0.25	0	0.25	0	0	0.25	0	Sold to registered recyclers
			5.2		0.05	0	0.05	0	0	0.05	0	Sold to registered recyclers
292	Pooja Spintex	Processed Fabric										
			5.1		0.06		0.06			0.06		Sold to registered recyclers
			34.3		735		735		735			Co-incineration/Co-processing
			33.3								324	Reuse/ Sold to registered recyclers
293	Rajasthan Spg. & Weaving Mills (Gulabpura)	Processed Fabric										
			34.3		490		490		490			Co-incineration/Co-processing
			5.1		0.22		0.22			0.22		Sold to registered recyclers
			33.3								1200	Reuse/ Sold to registered recyclers
294	Rajasthan Spinning and Weaving Mills Ltd.,	Textile										
			5.1		0.001	0	0.001	0	0	0.001	0	Reused/Sold to recycler
			34.3		1800	0	1800	1800	0	0	0	Incineration
			33.3		0	0	0	0	0	0	1800	Sold to registered recyclers
295	Ranjan Polysters	Processed Fabric										
			5.1		3		3			3		Sold to registered recyclers

			33.3							3000	Reuse/ Sold to registered recyclers
			34.3		756		756		756		Co-incineration/Co-processing
296	Rolex Processors	Processed Fabric									
			5.1		0.015		0.015		0.015		Sold to registered recyclers
			34.3		980		980		980		Co-incineration/Co-processing
			33.3							360	Discarded containers
297	Ronak Processors Private Limited	Processed Fabric									
			34.3		980		980		980		Co-incineration/Co-processing
			33.3							600	CTDF Udaipur
			5.1		0.6		0.6		0.6		Sold to registered recyclers
298	RSWM Ltd. (An LNJ Bhilwara Group)	Processed Fabric									
			5.1		22		22		22		Sold to registered recyclers
			34.3		490		490		490		Co-incineration/Co-processing
			33.3							1200	Reuse/ Sold to registered recyclers
299	Sangam India Ltd.	Processed Fabric									
			34.3		980		980		980		Co-incineration/Co-processing
			5.1		0.25		0.25		0.25		Sold to registered recyclers
			33.3							720	Reuse/ Sold to registered recyclers
300	Sangam Spinners Ltd.(Unit-I)	Processed Fabric									

			5.1		4.8		4.8			4.8		Sold to registered recyclers
			33.3								2000	Reuse/ Sold to registered recyclers
			34.3		1100		1100		1100			Co-incineration/Co-processing
301	Sarvodaya India Ltd.,(Old Shri Charbhujia Processors Ltd.,)	Processed Fabric										
			33.3								900	Reuse/ Sold to registered recyclers
			34.3		735		735		735			Co-incineration/Co-processing
			5.1		0.3		0.3			0.3		Sold to registered recyclers
302	Shri Ganesh Texfab Ltd.	Textile										
			33.3								480	Reuse/ Sold to registered recyclers
			34.3		840		840		840			Co-incineration/Co-processing
			5.1		1.2		1.2			1.2		Reuse/ Sold to registered recyclers
303	Sona Processors (India) Ltd.	Processed Fabric										
			33.3								883	Sold to registered recyclers
			34.3		347		347		347			Co-incineration/Co-processing
			5.1		0.15		0.15			0.15		Sold to registered recyclers
304	Sulzer Processors	Processed Fabric										
			33.3								720	Reuse/ Sold to registered recyclers
			5.1		0.6		0.6			0.6		Sold to registered

												recyclers
			34.3		810		810		810			Co-incineration/Co-processing
305	Suzuki Spinner Unit II	Processed Fabric										
			33.3							720		CTDF Udaipur
			34.3		1260		1260		1260			Co-incineration/Co-processing
			5.1		600		600		600			Sold to registered recyclers
306	Swastika Suitings Limited	Processed Fabric										
			33.3							1200		Reuse/ Sold to registered recyclers
			34.3		980		980		980			Co-incineration/Co-processing
			5.1		0.2		0.2		0.2			Sold to registered recyclers
307	TPL Industries	Processed Fabric										
			34.3		980		980		980			Co-incineration/Co-processing
			33.3							1200		Reuse/ Sold to registered recyclers
			5.1		1.5		1.5		1.5			Sold to registered recyclers
	<b>Used/Waste oil rerefiners</b>											
308	Nakoda Oil and Chemical	Re-Refining Of Lube Oil										
			34.3		0.012	0	0.012	0.012	0	0	0	CTDF Udaipur
			4.4		0.8	0	0.8	0	0.8	0	0	Incineration
			4.5		0.6	0	0.6	0	0.6	0	0	Incineration
309	Sunil Lubricants (P) Ltd	Re-Refining Of Lube Oil										
			4.4		90		90		90			Incineration
			4.5		72		72		72			Incineration

			34.3		0.6		0.6	0.6				CTDF Udaipur
	<b>Bikaner</b>											
	<b>Secondary production of Metals</b>											
310	Jagdamba Industries	Lead Ingots										
			9.2		3		3			3		Reuse in process
			9.1		2.56		2.56	2.56				CTDF Udaipur
311	Raja Alloys	Lead Ingots										
			9.2		9		9			9		Reuse in process
			34.3		1	0	1	1	0	0	0	CTDF Udaipur
			9.1		9		9	9				CTDF Udaipur
312	Raja Industries	Lead Ingots										
			9.2		9		9			9		Reuse in process
			9.1		9		9	9				CTDF Udaipur
	<b>Used/Waste oil rerefiners</b>											
313	Om Industries	Used Oil refining										
			9.1		2.5		2.5	2.5				CTDF Udaipur
			9.2		2.5	0	2.5	0	0	2.5	0	Reuse in process
	<b>Bundi</b>											
	<b>Cement</b>											
314	ACC Ltd.,	Cement										
			5.1		66	0	66	0	0	66	0	Sold to registered recyclers
	<b>Other</b>											
315	Bunge India Pvt Ltd	Vanaspati Ghee										
			33.3								1500	Discarded containers
			34.3		240		240	240				CTDF Udaipur
				B-6		0.375	0.375			0.375		Sold to registered recyclers
			5.1		0.2		0.2			0.2		Sold to registered recyclers
	<b>Chittorgarh</b>											
	<b>Cement</b>											

316	Aditya Cement	Cement										
			5.1		200		200			200		Sold to registered recyclers
			5.2		100		100			100		Sold to registered recyclers
317	Birla Corporation	Cement										
			5.1		13.85		13.85			13.85		Sold to registered recyclers
			5.2		6.45		6.45			6.45		Sold to registered recyclers
318	J.K. Cement (Mangrol)	Cement										
			5.1		25		25			25		Sold to registered recyclers
			5.2		50		50			50		Sold to registered recyclers
319	J.K. Cement Works	Cement										
			5.2		150		150			150		Sold to registered recyclers
			5.1		100		100			100		Sold to registered recyclers
320	Ultra Tech Cement Ltd. (Aditya Cement Works Unit -I & Unit-II)	Cement										
			34.3		500		500	500				Incineration
			28.1		500		500		500			Incineration
			28.5		500	0	500	0	500	0	0	Incineration
321	Ultratech Cement Ltd., (Aditya Cement Works & Aditya cement Works II)	Cement										
					1000		1000		1000			Incineration
322	Wonder Cement Limited	Cement										
			5.2		50	0	50	0	50	0	0	Incineration
			5.1		127	0	127	0	0	127	0	Sold to registered recyclers
	<b>Fertilizer</b>											
323	Arihant Phosphate & Fertilizer	SSP										
			36.1		24		24			24		Reuse in process

				D-2	0	24	24	0	0	24	0	Reuse in process
			5.1		0.7	0	0.7	0	0	0.7	0	Reuse in process
324	Jubilant Industry	Singal Super Phosphate										
				D-2		1462	1462			1462		Sold to registered recyclers
			36.1		314		314			314		Reuse in process
			2.4		2.4		2.4			2.4		Sold to registered recyclers
325	Khetan Chemicals & Fertilisers Ltd	SSP										
				D-2		10692	10692			10692		Sold to registered recyclers
			5.1		0.1		0.1			0.1		Sold to registered recyclers
			36.1		35640		35640			35640		Reuse in process
326	Shree Ganpati Fertilizers Ltd.	SSP										
			5.1		0.5		0.5			0.5		Sold to registered recyclers
			34.1		8		8			8		Reuse in process
				D-2		2.5	2.5			2.5		Sold to registered recyclers
	<b>Primary production of Zinc/ Lead/ Copper</b>											
328	Hindustan Zinc Ltd.(Chandaria)	Lead Zinc										
			7.2		2500		2500			2500		Sold to registered recyclers
			7.2		5000		5000			5000		Sold to registered recyclers
			7.2		7500		7500			7500		Sold to registered recyclers
			7.2		3000		3000	3000				SLF
			7.4		9600		9600	9600				SLF
			17.2		60		60	60				SLF
			33.3								1400	Sold to registered recyclers
				A-6		22	22	22				SLF

			5.1		270		270			270		Sold to registered recyclers
			7.2		2200		2200	2200				SLF
			7.2		1000		1000	1000				SLF
			7.2		9520		9520	9520				SLF
			5.1		80		80			80		Sold to registered recyclers
			7.2		300000		300000	300000				SLF
	<b>Secondary production of Metals</b>											
330	Resource Recycling Industries	Lead Ingots										
			4.2		1	0	1	0	1	0	0	For conducting trial/coprocessing
			1.7		1		1	0	1			For conducting trial/coprocessing
331	Shyam Industries	Lead Ingots										
			9.1		240		240	240				CTDF Udaipur
			9.2		60		60			60		Reuse in process
332	Shyam Industries,	Lead Ingots										
			9.2		0.6	0	0.6	0	0	0.6	0	Reuse in process
			9.1		240	0	240	240	0	0		CTDF Udaipur
	<b>Textile</b>											
333	Armani Industries (India) Pvt. Ltd., E - 195 III rd Phase, RIICO	Synthetic Fabric Processing										
			33.3		0.72	0	0.72	0.72	0	0	0	CTDF Udaipur
			5.1		0.6	0	0.6	0	0	0.6	0	Sold to registered recyclers
	<b>Dausa</b>											
	<b>Used/Waste oil rerefiners</b>											
334	Dhanlaxmi Coatings Pvt. Ltd	Re-Refining Of Lube Oil										
			4.5		450		450		450			Incineration
			34.3		15		15	15				CTDF Udaipur
			4.4		375		375		375			Incineration
335	Khandelwal Lubs	Re-Refining Of										



	Pvt. Ltd	Lube Oil										
			34.3		0.3		0.3	0.3				CTDF Udaipur
			4.4		15		15		15			Incineration
			4.5		22		22	22				CTDF Udaipur
	<b>Dholpur</b>											
	<b>Chemical</b>											
336	Rajasthan Explosive & Chemical Dholpur	Explosives, Ditonetors										
			21.1		1.2		1.2		1.2			Incineration
			34.4		0.3		0.3		0.3			Incineration
	<b>Other</b>											
337	Shivani Paper & Board Industries	Paper Board										
			15.1		600		600		600			Incineration
			15.3		12	0	12		12			Reuse in process
338	WECYCLEING	Carbon Paste										
				B209 0	350		350		350			CTDF Udaipur
	<b>Secondary production of Metals</b>											
339	Deexit Battery Centre	Lead Ingots										
			9.1		0.6		0.6		0.6			CTDF Udaipur
			9.2		0.12		0.12		0.12			Reuse in process
340	Hindustan Industries	Lead Ingots										
			9.2		45	0	45	0	0	45	0	Reuse in process
			9.1		35	0	35	35	0	0	0	CTDF Udaipur
341	Jai Kaila Maa Industries	Lead Ingots										
			9.2		5		5		5			Reuse in process
			9.1		3		3		3			CTDF Udaipur
342	K.G. Metalloys	Lead Ingots										
			9.1		257		257	257	0	0	0	CTDF Udaipur
			9.2		386	0	386		386		0	Reuse in process
343	Kaysons Pigments Pvt Ltd	Lead Ingots										

			9.1		68		68	68				CTDF Udaipur
			9.2		102		102			102		Reuse in process
344	Mona Batteries & Chemicals	Lead Ingots										
			9.2		27		27			27		Reuse in process
			9.1		18		18	18				CTDF Udaipur
345	R.P.Industries	Lead Ingots										
			9.1		60	0	60	60	0	0	0	CTDF Udaipur
			9.2		90		90	0		90		Reuse in process
346	S.B.J. & Company	Lead Ingots										
			31.1		1		1	1				CTDF Udaipur
347	Shri Shyam Industries	Lead Ingots										
			9.2		1.6		1.6			1.6		Reuse in process
			9.1		1		1	1				CTDF Udaipur
348	Vardhman Metal	Lead Ingots										
			9.2		12		12			12		Reuse in process
			9.1		6		6	6				CTDF Udaipur
	<b>Textile</b>											
349	Balaji Overseas 2/14,	Carpets										
			34.3		60	0	60	60	0	0	0	CTDF Udaipur
350	Rajasthan Iron & Steel Corp.	Carpets										
			33.3								1	CTDF Udaipur
			34.3		0.02		0.02	0.02				CTDF Udaipur
	<b>Used/Waste oil rerefiners</b>											
351	B.B. Petro Chemicals	Re-refined Lubricating Oil										
			4.4		380	0	380	0	380	0		Incineration
			34.3		0.3	0	0.3	0.3	0	0	0	CTDF Udaipur
			4.5		220	0	220	0	220	0	0	Incineration
	<b>Dungarpur</b>											
	<b>Textile</b>											
352	Shree Rajasthan Syntax Ltd.	Yarn										
			5.2		70		70			70		Reuse/ Sold to registered

											recyclers	
			33.3							150	Discarded containers	
			34.3		325		325	325			CTDF Udaipur	
			5.1		55		55			55	Reuse/ Sold to registered recyclers	
353	Shri Rajasthan Tex Chem Ltd	Yarn & Fibre										
			5.1		25		25			25	Sold to registered recyclers	
			33.3							50	Discarded containers	
			5.2		30		30		30		Incineration	
	<b>Hanumangarh</b>											
	<b>Fertilizer</b>											
354	Navkar Chemicals & Fertilizers	SSP										
			6.1		1.5		1.5			1.5	Sold to registered recyclers	
	<b>Petroleum Drilling/ Storage</b>											
355	Indial Oil Corporation Limited	Petroleum										
			3.3		2		2		2		Bioremediation	
	<b>Secondary production of Metals</b>											
356	Dinesh Battery Industries	Lead Ingots										
			9.1		12	0	12	12	0	0	0	CTDF Udaipur
			9.2		3	0	3		0	3	0	Reuse in process
	<b>Jaipur</b>											
	<b>Asbestos &amp; Asbestos Product</b>											
357	Agam Cement	AC Pressure										

	Products Pvt. Ltd.	Pipes										
			15.1		45		45			45	Reuse in process	
			34.3		3		3			3	Reuse in process	
			15.2		12		12			12	Reuse in process	
358	Ambuja Pipes Pvt. Ltd.,	AC Pressure Pipes										
			6.2		27	0	27	0	0	27	0	Sold to registered recyclers
			5.2		0.05	0	0.05	0	0.05	0	0	Incineration
			34.3		24	0	24	24	0	0	0	CTDF Udaipur
359	Ankit Roofings Ltd	AC Pressure Pipes										
			15.1		0.55		0.55			0.55		Reuse/Sold to registered recyclers
360	Ankit Roofings Ltd. (Sheet Unit)	AC Pressure Pipes										
			15.1		1950		1950			1950		Reuse in process
361	ARL Infratech	AC Pressure Pipes										
			15.1		135	0	135	0	0	135	0	Reuse in process
362	Ballabh Ram Trilokchand	AC Pressure Pipes										
			15.1		0.5		0.5			0.5		Reuse in process
363	G.G. Pipe Pvt. Ltd.	AC Pressure Pipes										
			15.2		8		8			8		Reuse in process
			34.3		1		1			1		Reuse in process
			15.1		24		24			24		Reuse in process
364	Gupta Engineers Works	AC Pressure Pipes										
			15.1		2		2			2		Reuse in process
365	Himalaya Asbestos Cement	AC Pressure Pipes										
			15.1		60		60			60		Reuse in process
366	Himalaya Fittings Pvt. Ltd.	AC Pressure Pipes										
			15.1		60		60			60		Reuse in process
367	Mohit Pipes Pvt. Ltd.	AC Pressure Pipes										
			15.1		25		25			25		Reuse in process

			34.3		3		3			3		Reuse in process
			15.2		8		8			8		Reuse in process
368	MRK Pipes Ltd.	AC Pressure Pipes										
			34.3		7.5		7.5			7.5		Reuse in process
			15.1		105		105			105		Reuse in process
			15.2		37.5		37.5			37.5		Reuse in process
369	Shri Ganpati Asbestos	AC Pressure Pipes										
			34.3		1		1			1		Reuse in process
			15.2		8		8			8		Reuse in process
			15.1		24		24			24		Reuse in process
370	Shri Hari Pipes	AC Pressure Pipes										
			15.1		135		135			135		Reuse in process
371	Sonkiya Engg. Company	AC Pressure Pipes										
			15.1		0.8		0.8			0.8		Reuse in process
	<b>Cement</b>											
372	Grasim Industries Ltd.	Cement										
			5.1		100		100			100		Reuse in process
	<b>Chemical</b>											
373	Arvind International Ltd (Unit II)	PU Foam										
			33.3								24	Discarded containers
374	Arvind International Ltd (Unit I)	PU Foam										
			33.3								1920	Discarded containers
			33.2		0.24		0.24	0.24				CTDF Udaipur
375	Jai Glaskow	Glass Chittings										
			34.4		0.4		0.4	0.4				CTDF Udaipur
376	Jyoti Texchem (P) Ltd	Chemical										
			34.3		0.12		0.12	0.12				CTDF Udaipur
377	Kandoi Metal	Wire Platting										

	Powders Mfg											
			34.3		0.3		0.3	0.3				CTDF Udaipur
378	Micro Metal	Copper Sulphate										
			34.3		0.025		0.025	0.025				CTDF Udaipur
379	Otsuka Chemical (India) Ltd	GCLE										
			36.2		12		12	12				CTDF Udaipur
			34.3		24		24	24				CTDF Udaipur
			5.1		1		1			1		Sold to registered recyclers
380	Poddar Pigments Ltd	PP Master Batches										
			21.1		12		12		12			Incineration
381	S.N.Polymould Pvt. Ltd	PU Foam										
			33.3								300	CTDF Udaipur
			34.3		0.06		0.06	0.06				CTDF Udaipur
382	Sarda Industrial Enterprises	Copper Powder										
			8.2		0.25		0.25	0.25				CTDF Udaipur
	<b>Dye &amp; Dye intermediate</b>											
383	Bhanu Chemicals Pvt. Ltd.	Sulphur Black										
			26.2		1.8		1.8	1.8				CTDF Udaipur
384	J. D. Agro Chemical	Sulphur Black										
			34.4		6		6	6				CTDF Udaipur
385	R.S. Enterprises	Wool Dyeing										
			26.2		0.6		0.6	0.6				CTDF Udaipur
	<b>Engineering</b>											
387	Anil Special Steel Industries Ltd.	Saw Blade Strips										
			12.1		36		36			36		Sold to registered recyclers
			5.1		4		4			4		Sold to registered recyclers
			34.3		4		4	4				CTDF Udaipur
388	Anushikha Auto	Auto Head										

	Lite Ltd.	Lamp									
			34.3		0.24		0.24	0.24			CTDF Udaipur
389	Autolite (India) Ltd.	Auto Lamps									
			34.3		0.2		0.2	0.2			CTDF Udaipur
391	Bajrang Wires Products (India) Pvt. Ltd.	Gelvenised wire									
			12.2		0.1		0.1	0.1			CTDF Udaipur
			12.1		0.1		0.1	0.1			CTDF Udaipur
			34.3		0.7		0.7	0.7			CTDF Udaipur
				C-14		400	400			400	Sold to registered recyclers
392	Bajrang Wire Products (unit-II)	Gelvenised wire									
			9.2		24		24			24	Reuse in process
			6.2		65		65			65	Sold to registered recyclers
			34.3		4.5		4.5	4.5			CTDF Udaipur
			5.1		0.2		0.2			0.2	Sold to registered recyclers
393	Balaji Kripa Metals Pvt. Ltd	Ferrous & Non Ferrous Ingots									
			34.3		60		60	60			CTDF Udaipur
394	ETCO E-waste Recycler Private Ltd	e-Waste recycler									
			31.1		2.33		2.33	2.33			CTDF Udaipur
395	Excel Associates Pvt. Ltd.	Galvenised part of									
			5.1		3		3			3	Reuse in process
			2.1		500		500	500			CTDF Udaipur
			2.3		300		300	300			CTDF Udaipur
396	Flair Filtration Pvt. Ltd (SPX India P Ltd.)	Filters									
			33.3							1920	CTDF Udaipur
			23.1		0.18		0.18		0.18		Incineration
			21.1		0.012		0.012	0.012			CTDF Udaipur
			5.2		1		1		1		Incineration
			15.2		0.6		0.6	0.6			CTDF Udaipur
			5.1		0.14		0.14			0.14	Reuse in process

397	G. L. Metallica Pvt. Ltd. (Unit II)	Brass Sheet										
			3.3	2		2	2					CTDF Udaipur
			7.4	6		6	6					CTDF Udaipur
			5.1	0.01		0.01			0.01			Sold to registered recyclers
			8.3	42.5		42.5	42.5					CTDF Udaipur
			6.4	42.5		42.5	42.5					CTDF Udaipur
398	Gem Clade Wires (P) Ltd.	Ni Clad Wire										
			12.1	0.03		0.03	0.03					CTDF Udaipur
			34.3	0.27		0.27	0.27					CTDF Udaipur
399	Gem Electro Mechanical Ltd.	Ni Clad Wire										
			12.1	0.03		0.03	0.03					CTDF Udaipur
			34.3	0.27		0.27	0.27					CTDF Udaipur
400	Glazetech Industries Pvt. Ltd.,	Engineering										
			5.1	40	0	40	0	0	40	0		Sold to registered recyclers
			34.3	0.025	0	0.025	0.025	0	0	0		CTDF Udaipur
			33.3							96		Reuse/Returned back to supplier
401	Green Leaf Recycling Industries	e-Waste recycler										
			5.1	1.5		1.5			1.5			Sold to registered recyclers
			34.3	10		10	10					CTDF Udaipur
402	Jai Industries	Cycle Rims										
			34.3	0.06		0.06	0.06					CTDF Udaipur
403	Jain Mineral & Steel Industries	Wires										
			34.3	0.1		0.1	0.1					CTDF Udaipur
			12.1	0.1		0.1	0.1					CTDF Udaipur
			12.2	0.1		0.1	0.1					CTDF Udaipur
404	Jaipur Steel Strips Pvt. Ltd.	Steel Strips										
			34.3	0.14		0.14	0.14					CTDF Udaipur
405	JRK Industries Pvt. Ltd.	Steel Wires										



			34.3		1.5		1.5	1.5				CTDF Udaipur
406	Kamal Coarch Works Pvt. Ltd	Automobile										
			21.1		1		1	1				CTDF Udaipur
			34.3		4.5		4.5	4.5				CTDF Udaipur
407	Kanhaya Wires Pvt. Ltd.	GI Wires										
			34.3		0.7		0.7	0.7				CTDF Udaipur
408	Karnani Industries Ltd.	GI Wires										
			34.3		0.3		0.3	0.3				CTDF Udaipur
409	KEC International	Transmission Towers										
			12.1		1400		1400	1400				CTDF Udaipur
			5.1		2		2			2		Sold to registered recyclers
			34.3		24		24	24				CTDF Udaipur
			6.2		270		270	270				CTDF Udaipur
410	Khemji Wire & Wire Pvt. Ltd.,	Galvenizing unit										
			iv		0	10	10	0	10	0	0	Sold to registered recyclers
			34.3		0.6		0.6	0.6				CTDF Udaipur
			6.2		10	0	10	0	10	0	0	Sold to registered recyclers
411	Khemji Wire & Wire Pvt. Ltd.,	Galvenizing unit										
			6.2		10		10			10		Sold to registered recyclers
			34.3		0.6		0.6	0.6				CTDF Udaipur
412	Krishna Industries	Zinc plating										
			34.3		0.03		0.03	0.03				CTDF Udaipur
413	Mahindra & Mahindra Ltd. (Agri Division)	Tractors										
			34.3		1		1		1			Incineration
			5.1		1		1		1			Incineration
			21.1		13		13		13			Incineration
			5.2		1		1		1			Incineration
			33.3								4000	CTDF Udaipur
414	Man Structural Pvt	Transmission										

	Ltd	Towers									
			6.3		45		45	45			CTDF Udaipur
			34.3		1.5		1.5	1.5			CTDF Udaipur
415	MICO Ltd	Fuel Pumps									
			12.8		7.5		7.5	7.5			CTDF Udaipur
			5.1		210		210		210		Sold to registered recyclers
			34.3		13.5		13.5	13.5			CTDF Udaipur
			12.2		7.2		7.2	7.2			CTDF Udaipur
			23.1		3.3		3.3		3.3		Sold to registered recyclers
			33.3							600	Discarded containers
			5.2		180		180		180		Incineration
416	Mukharjee & Mukharjee	Plated Wire									
			34.3		0.3		0.3	0.3			CTDF Udaipur
417	National Engineering Industries Ltd.	Bearings									
			5.2		60		60		60		Resue in process/ used as raw material
418	Nav Bharat Tubes Ltd	GI Pipes									
			3.1		0.2		0.2	0.2			CTDF Udaipur
			6.3		40		40		40		Sold to registered recyclers
			34.3		13		13	13			CTDF Udaipur
419	Niffti Inovations Pvt Ltd	Hard Ware									
			34.3		0.36		0.36	0.36			CTDF Udaipur
420	Plastoment Mfg. of Steel	Steel & Nickle Wire									
			34.3		1		1	1			CTDF Udaipur
421	Pragati Fasteners	M.S.Bolts & Nuts									
			34.3		0.06		0.06	0.06			CTDF Udaipur
422	R K Industries	General Engineering									
			34.3		0.05		0.05	0.05			CTDF Udaipur
423	Rajasthan Cylinder	LPG Cylinders									

	& Container(Cylinder )											
			34.3		0.12		0.12	0.12				CTDF Udaipur
			21.1		0.06		0.06	0.06				CTDF Udaipur
424	Ram Wire Industries	Steel Wires										
			34.3		0.058		0.058	0.058				CTDF Udaipur
425	RCS Wire	Steel Wires										
			12.2									CTDF Udaipur
			12.1									CTDF Udaipur
			34.3		0.06		0.06	0.06				CTDF Udaipur
426	S.G. Engineering Works	Engineering										
			34.3		0.012		0.012	0.012				CTDF Udaipur
427	Saharia Wire Industries	Steel Wires										
			34.3		0.12		0.12	0.12				CTDF Udaipur
428	Sarvoday Industries	Cold Rolled Strips										
			34.3		0.24		0.24	0.24				CTDF Udaipur
429	Semco Electric Pvt. Ltd., (Unit -1)	Electric wiring accessories										
			34.3		2.4		2.4	2.4				CTDF Udaipur
			5.1		12		12		12			Sold to registered recyclers
			33.3								1	CTDF Udaipur
430	Shree hari Agro Industries Ltd.	Engineering										
			34.3		5	0	5	5	0	0	0	CTDF Udaipur
431	Sigma Steel Pvt. Ltd.	G.I. Wire										
			34.3		0.12		0.12	0.12				CTDF Udaipur
432	Steel Grips India	G.I. Wire										
			34.3		0.05		0.05	0.05				CTDF Udaipur
433	Tanu Enterprises	GI Wires										
			34.3		0.06		0.06	0.06				CTDF Udaipur
434	Tech & Mech Industries	Hard Ware										
			34.3		0.15		0.15	0.15				CTDF Udaipur
435	Ultra Tech Metals	Electrical										

	India Ltd.	Assessories										
			34.3		0.6		0.6	0.6				CTDF Udaipur
			33.3							300		Discarded containers
			5.1		0.6		0.6		0.6			Sold to registered recyclers
436	Universal Cylinder (Unit-II)	Gas cylinders										
			21.1		2		2		2			Reuse in process
437	Varun Beverage	Bottle Caps										
			21.1		3		3		3			Incineration
	<b>Other</b>											
438	Derewala Jewellery Industries Ltd. E-72	Jewellery										
			34.3		0.24	0	0.24	0.24	0	0	0	CTDF Udaipur
439	HF Metal Art Pvt. Ltd.	Precious Metal										
			34.3		12		12	12				CTDF Udaipur
			5.1		0.2		0.2		0.2			Reuse/ Sold to registered recyclers
440	Hindustan Coco Cola Beveries Limited	Soft Drinks										
			33.3		0	0	0	0	0	0	1000	Sold to registered recyclers
			5.2		50		50		50			Incineration
			5.2		0.2		0.2		0.2			Incineration
			5.1		4		4		4			Sold to registered recyclers
441	Raghuvar (India) Limited	Edible Oil										
			34.3		10		10	10				CTDF Udaipur
442	ROM Industries Ltd.	Edible Oil										
			34.3		5		5	5				CTDF Udaipur
	<b>Petroleum Drilling/ Storage</b>											
444	Bharat Petroleum Corporation Ltd.,	Storage Depot										

	(Sanganer Territory)											
			3.1		60		60		60			Incineration
445	Bharat Petroleum Corporation Ltd (Storage Depot)	Petroleum Storage										
			3.3		25		25	25				Bioremediation
446	Gail (India) Limited	Petroleum Storage										
			5.1		2.1		2.1		2.1			Sold to registered recyclers
447	Indian Oil Corporation (Chaksu)	Petroleum Storage										
			3.3		0.015		0.015		0.015			Sold to registered recyclers
448	Indian Oil Corporation Ltd (STM Jaipur terminal)	LPG Bottling										
			3.3		1.2		1.2	1.2				Bioremediation
	<b>Secondary production of Metals</b>											
449	Brite Metal (I) Pvt Ltd	Copper Zinc										
			8.3		1		1		1			Sold to registered recyclers
			6.4		89		89		89			Sold to registered recyclers
450	Deepak Metal Works	Lead Ingots										
			9.1		0.45		0.45	0.45				CTDF Udaipur
451	Dinesh Engineering Corp.	Lead Ingots										
			9.2		135	0	135		0	135	0	Reuse in process
			9.1		135	0	135	135	0	0	0	CTDF Udaipur
452	Duracon Industries	Lead Ingots										
			9.1		5		5	5				CTDF Udaipur
			9.2		0.6		0.6		0.6			Reuse in process
453	Gravita India Ltd	Lead Ingots										

			34.3		120	0	120	120	0	0	0	CTDF Udaipur
			9.1		432		432	432				CTDF Udaipur
			9.2		960		960			960		Reuse in process
454	Hulasi Mttals Pvt. Ltd.	Secondary production of Metals										
			21.1		2.4	0	2.4	0	2.4	0	0	Incineration
			34.3		1.2	0	1.2	1.2	0	0	0	CTDF Udaipur
455	Maa Vaishnav Petrolube	Lead Ingots										
			4.5		48		48		48			Incineration
			4.4		24		24		24			Incineration
			4.1		1		1		1			Incineration
459	Shree Maa Siddhidathri Industries	Lead Ingots										
			9.2		1.5		1.5			1.5		Reuse in process
			9.1		1		1	1				CTDF Udaipur
460	Shri Balaji Batteries Pvt. Ltd.	Lead Ingots										
			9.2									Reuse in process
			9.1									CTDF Udaipur
461	Shri Balaji Industries	Lead Ingots										
			9.2		0.3		0.3			0.3		Reuse/Sold to registered recyclers
			9.1		0.3		0.3	0.3				CTDF Udaipur
	<b>Steel rolling mills</b>											
462	Sunraj Steel Pvt. Ltd.	Steal Bars & Rods										
			34.3		0.12		0.12	0.12				CTDF Udaipur
			12.1		0.12		0.12	0.12				CTDF Udaipur
	<b>Tanneries</b>											
463	Dayaram & Sons	Blue Wet Leather										

			30.3		1.2		1.2	1.2				CTDF Udaipur
			30.2		3		3	3				CTDF Udaipur
464	Ideal Creation Pvt. Ltd.	Finished Leather										
			30.2		3		3	3				CTDF Udaipur
			30.1		1.2		1.2	1.2				CTDF Udaipur
465	Jaipur Leather Complex Environment Protection Foundation (P) Ltd.,	Finished Leather										
			34.3		36	0	36	36	0	0		CTDF Udaipur
466	Nagora Leathers	Blue Wet Leather										
			30.2		14.4		14.4	14.4				CTDF Udaipur
			30.1		9.5		9.5	9.5				CTDF Udaipur
467	Paramount Leather Co.	Blue Wet Leather										
			30.2		9.5		9.5	9.5				CTDF Udaipur
			30.1		9.5		9.5	9.5				CTDF Udaipur
468	Rama Leather Industries	Blue Wet Leather										
			30.1		9.5		9.5	9.5				CTDF Udaipur
			30.2		9.5		9.5	9.5				CTDF Udaipur
	<b>Textile</b>											
470	Bhavik Terry Fab Sp-4/3 RIICO Industrial	Textile										
			5.1		1	0	1	0	0	1	0	Sold to registered recyclers
			34.3		15	0	15	15	0	0		CTDF Udaipur
471	Gangaur Exports Pvt. Ltd.	Textile										
			34.3		1		1	1				CTDF Udaipur
472	Govind Block Printing	Dyeing & Printing of Cloth										
			34.3		0.6		0.6	0.6				CTDF Udaipur
473	Hitesh Hosiery Works	Dyeing & Printing of Cloth										
			34.3		0.6		0.6	0.6				CTDF Udaipur

474	Jaipur Paper & Fibers	Dyeing & Printing of Cloth										
			26.2		0.06		0.06	0.06				CTDF Udaipur
475	Jaipur Sari Printers	Printing of Cloth										
			34.3		0.9		0.9	0.9				CTDF Udaipur
476	Jayshree Enterprises	Wool Dyeing										
			26.2		2		2	2				CTDF Udaipur
477	Kapoor Exports	Dyeing & Printing of Cloth										
			34.4		3.6		3.6	3.6				CTDF Udaipur
478	Kataria Brothers	Dyeing & Printing of Cloth										
			26.2		0.75		0.75	0.75				CTDF Udaipur
479	Laxmi Screen Printing Works	Dyeing & Printing of Cloth										
			34.3		1.5		1.5	1.5				CTDF Udaipur
480	Padma Wool Dyeing Co.	Wool Dyeing										
			34.3		0.9		0.9	0.9				CTDF Udaipur
481	Rajasthan Khadi Gramodyog Snastha	Dyeing & Printing of Cloth										
			34.3		0.6		0.6	0.6				Storage
482	S. N. Kapoor Exports	Woolen Yarn										
			34.3		0.3		0.3	0.3				CTDF Udaipur
483	Saraswati Spin Dye Pvt Ltd	Wool Dyeing										
			34.3		4.5		4.5	4.5				CTDF Udaipur
	<b>Used/Waste oil rerefiners</b>											
484	Bharat Industrial Oil Corporation	Re-Refining Of Lube Oil										
			4.4		216		216	216				Incineration
			4.5		90		90	90				CTDF Udaipur
			34.3		0.3		0.3	0.3				CTDF Udaipur
485	Indomax Chemical Industries	Transformer Oil										
			4.5		0.3		0.3	0.3				Incineration



			34.3		37.5		37.5	37.5				CTDF Udaipur
			4.4		45		45		45			Incineration
486	Mahabir Chemicals Industries	Re-Refining Of Lube Oil										
			4.4		108		108		108			Incineration
			4.5		72		72		72			Incineration
			34.3		0.6		0.6	0.6				CTDF Udaipur
487	Mahashwari Petro Chemicals	Re-Refining Of Lube Oil										
			34.3		0.6		0.6	0.6				CTDF Udaipur
			4.4		108		108		108			Incineration
			4.5		72		72		72			Incineration
488	Malpani Petro Chem Pvt. Ltd.	Transformer Oil										
			4.4		18		18		18			Incineration
			34.3		2.4		2.4	2.4				CTDF Udaipur
			4.5		36		36		36			Incineration
489	Modi Chemical and Industries	Used Oil refining										
			4.4		144		144		144			Incineration
			4.5		360	0	360	0	360	0	0	Incineration
			34.3		54		54		54			Incineration
490	Om Industries	Re-Refining Of Lube Oil										
			4.4		108		108		108			Incineration
			4.5		72		72		72			Incineration
			34.3		0.6		0.6	0.6				CTDF Udaipur
491	Poddar Hydrocarbons	Re-Refining Of Lube Oil										
			4.5		100		100		100			Incineration
			4.4		252		252		252			Incineration
			34.3		0.3		0.3	0.3				CTDF Udaipur
492	Sahu Industries	Re-Refining Of Lube Oil										
			4.4		108		108		108			Incineration
			4.5		72		72		72			Incineration
			34.3		0.6		0.6	0.6				CTDF Udaipur
493	Sahu Lubricants	Re-Refining Of Lube Oil										
			4.5		72		72		72			Incineration

			34.3		0.6		0.6	0.6				CTDF Udaipur
			4.4		108		108		108			Incineration
494	Shree Tirupati Industries	Re-Refining Of Lube Oil										
			4.4		108		108		108			Incineration
			4.6		72		72		72			Incineration
			34.3		0.6		0.6	0.6				CTDF Udaipur
495	Shri Ganpati Lubricants	Re-Refining Of Lube Oil										
			4.4		1.125		1.125		1.125			Sold to registered recyclers
			4.5		0.25		0.25		0.25			Sold to registered recyclers
			34.3		0.3		0.3	0.3				CTDF Udaipur
496	Sungrace Industries	Re-Refining Of Lube Oil										
			4.5		0.33		0.33	0.33				CTDF Udaipur
			34.3		12		12		12			Incineration
			4.4		144		144		144			Incineration
	<b>Jaisalmer</b>											
	<b>Petroleum Drilling/ Storage</b>											
497	Oil India Ltd.	Petroleum Drilling										
			2.3		200		200	200				CTDF Udaipur
	<b>Jhalawar</b>											
	<b>Textile</b>											
499	Rajasthan Textile Mills	Synthetic Yarn										
			33.3							850		CTDF Udaipur
			34.3		60		60	60				CTDF Udaipur
			5.1		20		20			20		Sold to registered recyclers
	<b>Jodhpur</b>											
	<b>Cement</b>											
500	Grasim Industries	Cement										
			5.1		200		200			200		Sold to registered recyclers

	<b>Chemical</b>										
501	Fair Chemicals & Minerals	Sodium Silico Fluoride									
			6.3		180		180	180			CTDF Udaipur
502	Guljag Industries Limited	Sulphuric Acid									
			17.1		5		5	5			Incineration
			34.3		5	0	5	5	0	0	CTDF Udaipur
			17.2		0.6		0.6	0.6			CTDF Udaipur
	<b>Common Treatment Facility</b>										
503	CETP, Jodhpur Pradushan Nivaran Trust	Treatment Facility									
			34.3		5000		5000	5000			Co-incineration/Co-processing
	<b>Dye &amp; Dye intermediate</b>										
504	Bhiwani Textile Industries	Dyes									
			26.2		0.5		0.5	0.5			CTDF Udaipur
505	Chandra Chemical Corporation	Dyes									
			34.3		0.12		0.12	0.12			CTDF Udaipur
506	D. Shan Industries	Dyes									
			26.2		0.15		0.15	0.15			CTDF Udaipur
507	J. K. Industries	Dyes									
			26.2		0.5		0.5	0.5			CTDF Udaipur
508	R. K. Dye Stuff,	Dyes									
			26.2		0.5		0.5	0.5			CTDF Udaipur
509	Rajasthan Dye Chem Industries	Dyes									
			26.2		0.1		0.1	0.1			CTDF Udaipur
510	Shan Industries	Dyes									
			26.2		0.1		0.1	0.1			CTDF Udaipur
	<b>Engineering</b>										
511	Varun Industries	Engineering									

	Ltd.										
			34.3	7	7	7					CTDF Udaipur
			12.6	3	3	3					CTDF Udaipur
	<b>Other</b>										
513	Lucid Colloids Ltd	Gwar Gum									
			5.1	3	3			3			Sold to registered recyclers
			5.2	0.7	0.7		0.7				Incineration
			33.3						500		Sold to registered recyclers
			34.3	12	12	12					CTDF Udaipur
			20.2	1	1			1			Reuse in process
	<b>Petroleum Drilling/ Storage</b>										
514	Bharat Petroleum Corporation Ltd	Petroleum Storage									
			3.3	1	1	1					Bioremediation
515	Hindustan Petroleum Corporation Limited	Petroleum Storage									
			3.3	6	6	6					Bioremediation
	<b>Secondary production of Metals</b>										
516	Shankar Udhyog	Lead Ingots									
			9.2	0.5	0.5			0.5			Reuse in process
			9.1	3	3	3					CTDF Udaipur
517	Shruti Dye Chem Industries	Zinc Lead Brass Ingots									
			9.2	132	132			132			Reuse in process
			9.1	88	88	88					CTDF Udaipur
518	Siyarco Industries	Zinc Lead Brass Ingots									
			6.2	1200	1200			1200			Sold to registered recyclers
			9.2	1.84	1.84			1.84			Reuse in process
			8.3	1200	1200			1200			Sold to registered

												recyclers
	<b>Steel rolling mills</b>											
519	Bright Metals	SS Sheet										
			16.8		3.6		3.6		3.6			CTDF Udaipur
520	Khemani Metal Industries	SS Sheet										
			12.6		5.4		5.4		5.4			CTDF Udaipur
521	Shree Chanchal Industries Ltd.	SS Sheet										
			12.6		12		12		12			CTDF Udaipur
522	SRM Alloys (P) Ltd.	SS Sheet										
			12.6		3.6		3.6		3.6			CTDF Udaipur
	<b>Used/Waste oil rerefiners</b>											
523	Jyoti Petro Chem Industries	Re-Refining Of Lube Oil										
			4.5		78		78		78			Incineration
			34.3		1		1		1			CTDF Udaipur
			4.4		36		36		36			Incineration
524	Shri Industries	Re-Refining Of Lube Oil										
			34.3		0.1		0.1		0.1			Incineration
			4.5		30		30		30			Incineration
			4.4		25		25		25			Incineration
	<b>Kota</b>											
	<b>Cement</b>											
525	Manglam Cement Ltd.	Cement										
			5.1		25		25		25			Sold to registered recyclers
526	Neershree Cement	Cement										
			5.1		20		20		20			Sold to registered recyclers
	<b>Ceramics</b>											
527	Samcor Glass Ltd.	Picture Tube Funnel										
			5.1		16.4		16.4		16.4			Sold to registered recyclers

			33.3							3600	Discarded containers	
				B-4		200	200	200			CTDF Udaipur	
			34.3		500		500	500			CTDF Udaipur	
				A-5		0.24	0.24	0.24			CTDF Udaipur	
528	Samtel Colour Ltd	Color Picture Tubes										
			34.3		360		360	360			CTDF Udaipur	
			5.1		7.2		7.2		7.2		Sold to registered recyclers	
			33.3							600	Discarded containers	
				C-14		9	9	9			CTDF Udaipur	
				B-4		9.6	9.6	9.6			CTDF Udaipur	
	<b>Chemical</b>											
529	Barkha Enterprises	Mercury										
				A6	0	120	120	0	0	120	0	Resue in process/ used as raw material
			36.1		2520	0	2520	2520	0	0	0	CTDF Udaipur
530	HBN Chemicals	Mono Ethylene Glycol										
			20.3		5		5	5			CTDF Udaipur	
531	Shriram Rayons	Rayon Tyre Cord										
			33.3							1800	CTDF Udaipur	
			5.1		2.4		2.4		2.4		Reuse in process	
				C-14		30	30	30			CTDF Udaipur	
532	SS Polychemicals Pvt Ltd	Zinc Sulphate										
			6.3		3.6		3.6	3.6			CTDF Udaipur	
	<b>Chlor Alkali</b>											
533	Shriram Fertilizers & Chemicals	Urea. Caustic Soda, Cement, PVC, Power										
			5.1		70		70		70		Sold to registered recyclers	
				A-6		120	120		120		Sold to registered recyclers	
			18.1		30		30		30		Sold to registered recyclers	
			22.3		166		166		166		Sold to registered	

											recyclers
			21.1		0.53		0.53			0.53	Reuse in process
			5.2		0.1		0.1		0.1		Incineration
			21.2		0.5		0.5			0.5	Sold to registered recyclers
			33.3								Discarded containers
										2000	
	<b>Engineering</b>										
534	DKB Engineers	Crome Plating									
			34.3		0.0045		0.0045		0.0045		CTDF Udaipur
			12.8		0.0005		0.0005		0.0005		CTDF Udaipur
535	Multimetals Ltd.	Copper Alloy Products									
			5.1		0.6		0.6			0.6	Sold to registered recyclers
			34.3		1.2		1.2		1.2		CTDF Udaipur
	<b>Fertilizer</b>										
536	Chambal Fertilizers & Chemicals	Urea									
			18.1		160	0	160		160	0	CTDF Udaipur
			5.1		37		37			37	Sold to registered recyclers
			33.3								500
537	Liberty Phosphate Limited	SSP									
			36.1		132		132			132	Reuse in process
				D-2		6000	6000			6000	Sold to registered recyclers
	<b>Other</b>										
538	Geepee Agri Pvt. Ltd., (Formely Noble Grain India Pvt Ltd)	Vanaspati Ghee									
			5.1		0.6		0.6			0.6	Sold to registered recyclers
			34.3		18		18		18		CTDF Udaipur
539	Instrumentation Ltd	Electronic Control Panel									
			12.8		0.095		0.095		0.095		CTDF Udaipur
540	K.S. Oil Ltd.	Edible Oil									
			34.3		1.5		1.5		1.5		CTDF Udaipur

			5.1		0.6		0.6			0.6		Reuse/ Sold to registered recyclers
	<b>Petroleum Drilling/ Storage</b>											
541	Bharat Petroleum Corporation Ltd	Petroleum Storage										
			3.3		7.98		7.98	7.98				Bioremediation
542	Bharat Petroleum Corporation Ltd	Petroleum Storage										
			3.3		0.015		0.015	0.015				Bioremediation
543	Bharat Petroleum Corporation Ltd	Petroleum Storage										
			3.3		0.015		0.015	0.015				Bioremediation
544	Indian Oil Corporation Ltd	Petroleum Storage										
			33.3								50	Discarded containers
			3.1		53		53	53				Bioremediation
	<b>Secondary production of Metals</b>											
545	Barium International	Cobalt Compounds Compound										
				B-2	500	500	500	500				CTDF Udaipur
				C-14	500	500	500	500				CTDF Udaipur
				B-3	500	500	500	500				CTDF Udaipur
546	Chem Clour India P Ltd	Lead Ingots										
			6.3		0.15		0.15	0.15				CTDF Udaipur
			7.2		0.051		0.051	0.051				CTDF Udaipur
			9.1		0.06		0.06	0.06				CTDF Udaipur
			8.2		0.015		0.015	0.015				CTDF Udaipur
547	Chem Colour (India) Pvt. Ltd	Lead Ingots										
			7.2		12		12	12				CTDF Udaipur
			9.1		18		18	18				CTDF Udaipur



			6.3		49.5		49.5	49.5				CTDF Udaipur
			8.2		4.5		4.5			4.5		Sold to registered recyclers
548	Goel Matachem P Ltd	Ni, Co & Cu Compounds										
				B-3	0.5		0.5	0.5				CTDF Udaipur
				B-2	0.5		0.5	0.5				CTDF Udaipur
				B-6	0.5		0.5	0.5				CTDF Udaipur
549	Krishna Enterprises	Zinc Chloride										
			6.3		0.5		0.5	0.5				CTDF Udaipur
550	Mittal Pigments Pvt. Ltd.	Zinc Oxide										
			8.2		4.7		4.7	4.7				CTDF Udaipur
			7.3		2.5		2.5	2.5				CTDF Udaipur
			6.3		126		126	126				CTDF Udaipur
			9.2		540		540			540		Reuse in process
			9.1		360		360	360				CTDF Udaipur
551	National Thermoplast Industries	Lead Ingots										
			9.2		18		18			18		Reuse in process
			9.1		6		6	6				CTDF Udaipur
552	Netto Alloys (P) Ltd.	Catalyst Recovery										
			9.2		30		30	30				CTDF Udaipur
			6.2		30		30	30				CTDF Udaipur
			8.3		30		30	30				CTDF Udaipur
			9.1		30		30	30				CTDF Udaipur
			8.2		80		80	80				CTDF Udaipur
			6.3		30		30	30				CTDF Udaipur
			8.1		20		20	20				CTDF Udaipur
			6.4		20		20	20				CTDF Udaipur
			6.1		30		30	30				CTDF Udaipur
554	Raj Industries	Lead Ingots										
			9.2		2.7	0	2.7	0	0	2.7	0	Reuse in process
			9.1		10		10	10				CTDF Udaipur
555	Sultania Engineering Services	Lead Ingots										
			9.2		90		90			90		Reuse in process

			9.1		60		60	60				CTDF Udaipur
556	Tanwar Rajput & Company	Zinc Oxide										
			6.3		18		18	18				CTDF Udaipur
557	Trimtalead Industries	Lead Ingots										
			9.1		35		35	35				CTDF Udaipur
			9.2		17.84		17.84			17.84		Reuse in process
	<b>Nagaur</b>											
	<b>Cement</b>											
558	J. K. White Cement Works	Cement										
			5.2		33		33			33		Reuse in process
			5.1		35		35			35		Sold to registered recyclers
	<b>Pali</b>											
	<b>Cement</b>											
560	Ambuja Cement Ltd.	Cement										
			5.1		10		10			10		Sold to registered recyclers
			5.2		10		10			10		Sold to registered recyclers
561	Shree Cement Limited	Cement										
			5.1		4320		4320			4320		Reuse in process
	<b>Chemical</b>											
562	Seemandar Enterprise	Copper Sulphate										
			8.2		4.5		4.5	4.5				CTDF Udaipur
	<b>Common Treatment Facility</b>											
563	CETP, Pali Water Pollution Control Treatment & Research Foundation Trust	Treatment Facility										
			34.4		3723		3723	3723				CTDF Udaipur

	<b>Dye &amp; Dye intermediate</b>											
564	Vishal Intermediate	Dyes										
			34.3		0.6		0.6	0.6				CTDF Udaipur
	<b>Engineering</b>											
565	Fuma Umbrella Pvt Ltd	Umbrella ribs & Folding Tubes										
			12.8		0.48		0.48	0.48				CTDF Udaipur
			5.1		0.24		0.24		0.24			Sold to registered recyclers
	<b>Textile</b>											
566	Maharaja Shree Umaid Mills Ltd	Textile										
			5.1		6		6		6			Sold to registered recyclers
			34.3		15		15	15				Storage
567	Mahima Synthetics Pvt. Ltd., F 270	Textile										
			34.3		45	0	45	45	0	0	0	CTDF Balotra
	<b>Rajsamand</b>											
	<b>Beneficiation of Ore</b>											
569	Hindustan Zinc Ltd. (Rajpura Dariba Mines)	Lead Zinc Ore										
			17.2		20		20	20				SLF
			33.3							1000		SLF
			5.1		35		35		35			Sold to registered recyclers
			7.2		14800		14800	14800				SLF
			7.4		12500		12500	12500				SLF
			7.2		155300		155300	155300				SLF
			5.2		25		25		25			Sold to registered recyclers
570	Hindustan Zinc Ltd., (ML No 07/95)	Mining										
			5.1		150	0	150	0	0	150	0	Sold to registered recyclers

			33.1		0.275	0	0.275	0	0	0.275	0	Reuse in process
			33.3			0			0	0	730	CTDF Udaipur
	<b>Chemical</b>											
571	J.K. Industries Ltd.	Tyre & Tube										
			5.1		43.8		43.8			43.8		Sold to registered recyclers
			5.2		21.5		21.5		21.5			Incineration
			33.3								7	Discarded containers
	<b>Other</b>											
572	J.K.Tyre	Tyres										
			5.2		21.5	0	21.5	0	0	21.5	0	Sold to registered recyclers
			5.1		43.8	0	43.8	0	0	43.8	0	Sold to registered recyclers
			33.3			0			0	0	66	CTDF Udaipur
	<b>Primary production of Zinc/ Lead/ Copper</b>											
573	Hindusthan Zinc Limited (Dariba Smelter Complex)	Zinc										
			7.4		400	0	400	400		0	0	SLF
	<b>Secondary production of Metals</b>											
574	P. S. Metals & Tubes (P) Ltd	Secondary Copper										
				B-3		1200	1200	1200				CTDF Udaipur
	<b>Shri Ganganagar</b>											
	<b>Petroleum Drilling/ Storage</b>											
575	Gail (India) Limited	Pipeline										
			2.3		180		180	180				CTDF Udaipur

	<b>Secondary production of Metals</b>											
577	Gagan Udyog	Lead Ingots										
			9.1		0.3		0.3	0.3			CTDF Udaipur	
			9.2		0.1		0.1		0.1		Reuse in process	
578	Magnum Metals	Lead Ingots										
			9.2		0.1	0	0.1	0	0	0.1	0	Reuse in process
			9.1		0.65		0.65			0.65		Sold to registered recyclers
579	Pawan Foundary Works	Lead Ingots										
			9.1		1.44		1.44	1.44				CTDF Udaipur
			9.2		0.36		0.36		0.36			Reuse in process
580	Shree Ganesh Udyog	Lead Ingots										
			9.2		0.9		0.9		0.9			Reuse in process
			9.1		0.9		0.9	0.9				CTDF Udaipur
	<b>Sikar</b>											
	<b>Cement</b>											
581	Binani Cement Ltd	Cement Clinker grinding										
			5.1		4.5		4.5		4.5			Reuse/ Sold to registered recyclers
	<b>Engineering</b>											
582	Kesri Tubes Pvt. Ltd.	Steel Tubes										
			34.3		0.6		0.6	0.6				CTDF Udaipur
	<b>Textile</b>											
583	RSWM Limited (Formerly Jaipur Polyspin Ltd.)	Dyed Yarn										
			34.3		7.2		7.2	7.2				CTDF Udaipur
	<b>Used/Waste oil rerefiners</b>											
584	Jagdamba Petro Lube E-16 RIICO	Re-Refining Of Lube Oil										

			4.1		2.2	0	2.2		2.2	0	0	Incineration
			4.4		54	0	54		54	0	0	Incineration
			4.5		108	0	108		108		0	Incineration
	<b>Sirohi</b>											
	<b>Cement</b>											
585	Binani Cement Ltd	Cement										
			5.1		30		30			30		Sold to registered recyclers
586	Binani Cement Ltd (unit-II)	Cement										
			5.1		0.3		0.3			0.3		Reuse in process
587	J.K. Lakshmi Cement Ltd.	Cement										
			5.1		18		18			18		Reuse in process
	<b>Dye &amp; Dye intermediate</b>											
588	Vardhaman Industries	Dyes										
			5.1		0.1		0.1			0.1		Sold to registered recyclers
			34.3		3.9		3.9	3.9				CTDF Udaipur
	<b>Petro Chemical</b>											
589	Bhansali Engineering Polymers Ltd. (RPRL)	ABS Resin										
			34.3		0.2		0.2	0.2				CTDF Udaipur
			5.1		9		9			9		Sold to registered recyclers
			33.3								5	Discarded containers
	<b>Textile</b>											
590	Tirupati Fibers & Industries Ltd.	Polyester Yarn										
			34.3		2.4		2.4	2.4				CTDF Udaipur
			5.1		2.5		2.5			2.5		Sold to registered recyclers
	<b>Used/Waste</b>											

	<b>oil rerefiners</b>										
591	Anna Petrochemical Pvt Ltd	Re-Refining Of Waste Oil									
			4.1		15		15		15		CTDF Udaipur
	<b>Tonk</b>										
	<b>Drugs &amp; Pharmaceuticals</b>										
592	Dabar India Ltd., G-50-59 IID,	Formulation of Aurvedic Products									
			34.2		1	0	1	1	0	0	CTDF Udaipur
			34.3		5	0	5	5	0	0	CTDF Udaipur
			5.1		2.5	0	2.5	0	0	2.5	Sold to registered recyclers
			5.2		0.25	0	0.25	0	0.25	0	Incineration
	<b>Engineering</b>										
593	National Engineering Industries Ltd.	Bearings									
			5.1		3		3			3	Reuse/ Sold to registered recyclers
			5.2		110		110		110		Incineration
			33.3							2	CTDF Udaipur
			34.3		3		3	3			CTDF Udaipur
			9.1		2	0	2	2	0	0	CTDF Udaipur
	<b>Textile</b>										
594	ISUJU Garments	Dyeing Cloth									
			34.3		4.2		4.2	4.2			CTDF Udaipur
			33.3							400	Discarded containers
			5.1		0.18		0.18			0.18	Sold to registered recyclers
	<b>Udaipur</b>										
	<b>Asbestos &amp; Asbestos</b>										

	<b>Product</b>										
595	Udaipur Pipes Pvt Ltd	AC Pressure Pipes									
			15.1		0.75		0.75		0.75		Reuse in process
	<b>Beneficiation of Ore</b>										
596	Hindustan Zinc Ltd (Zawar Mines)	Lead Zinc Ore									
			33.1		0.2		0.2		0.2		Reuse in process
			33.3							300	Reuse/Sold to registered recyclers
			5.1		34		34		34		Sold to registered recyclers
			5.2		100		100		100		Sold to registered recyclers
	<b>Cement</b>										
597	Udaipur Cement Works Ltd (J.K. Udaipur Udyog Ltd.,)	Cement									
			5.1		21.6		21.6		21.6		Sold to registered recyclers
	<b>Chemical</b>										
598	A.K. Enterprises	Sodium Silico Fluoride									
			34.3		0.2		0.2		0.2		Reuse in process
599	Easy Chemicals	Sodium Silico Fluoride									
			34.4		2.4		2.4		2.4		CTDF Udaipur
600	Goverdhan Fertilizers	Zinc Sulphate									
			6.1		30		30		30		CTDF Udaipur
601	Swastic Zinc Pvt. Ltd.,	Zinc Sulphate									
			6.1		900		900		900		CTDF Udaipur
			8.2		900		900		900		CTDF Udaipur
602	West India Chemicals	Zinc Sulphate									
			6.1		700		700		700		CTDF Udaipur



	<b>Drugs &amp; Pharmaceuticals</b>										
604	Macsen Laboratories	Bulk Drug									
			28.1	1	1	1					CTDF Udaipur
			5.1	0.1	0.1			0.1			Sold to registered recyclers
605	Mithila Drugs Laboratories	Bulk Drug									
			5.1	0.25	0.25			0.25			Sold to registered recyclers
			28.1	1	1			1			Reuse in process
606	Western Drugs (P) Ltd	Basic Drug									
			5.1	0.25	0.25			0.25			Sold to registered recyclers
			28.2	2	2	2					CTDF Udaipur
	<b>Dye &amp; Dye intermediate</b>										
607	Crown Color Chem	Dye & Dye Intermediate									
			34.3	118.5	118.5	118.5					CTDF Udaipur
			33.3						100		CTDF Udaipur
			5.1	0.5	0.5			0.5			Sold to registered recyclers
608	Maulik Dye Chem	Sulphur Black									
			35.3	0.06	0.06	0.06					CTDF Udaipur
			26.1	0.18	0.18			0.18			Sold to registered recyclers
609	Monal Color Ind.	Dye & Dye Intermediate									
			34.3	12	12	12					CTDF Udaipur
			33.3						1		CTDF Udaipur
			5.1	0.1	0.1			0.1			Sold to registered recyclers
610	Rockstone Ind.	Dye & Dye Intermediate									
			34.3	61.5	61.5	61.5					CTDF Udaipur
			5.1	0.2	0.2			0.2			Sold to registered recyclers

			33.3							1000	CTDF Udaipur
			26.1		33.75		33.75	33.75			CTDF Udaipur
611	Victory Products	Dye & Dye Intermediate									
			5.1		0.5		0.5		0.5		Sold to registered recyclers
			34.3		45		45	45			CTDF Udaipur
			33.3							1	CTDF Udaipur
	<b>Engineering</b>										
612	Choksi Heraeous Ltd	Electrical Contacts									
				B-3		12.6	12.6		12.6		Sold to registered recyclers
				D-2		25.2	25.2		25.2		Sold to registered recyclers
			34.3		200		200	200			CTDF Udaipur
			5.1		0.25	0	0.25		0.25		Reuse in process
613	Deep Wires & Hardwares	Electro Plating									
			34.3		0.58		0.58	0.58			CTDF Udaipur
614	Pyrotech Electronics Pvt Ltd (Unit II)	Electronic Control Panel									
			12.5		3		3	3			CTDF Udaipur
			5.1		0.5		0.5		0.5		Sold to registered recyclers
615	Secure Meters Ltd.	Electronics									
			5.1		0.01		0.01		0.01		Sold to registered recyclers
			5.2		1		1		1		Incineration
	<b>Fertilizer</b>										
616	Aravali Phosphates Pvt. Ltd.	SSP									
				D-2		3735	3735		3735		Sold to registered recyclers
			36.1		62		62		62		Reuse in process
			5.1		0.3		0.3		0.3		Sold to registered recyclers
617	Bohra Industries Pvt. Ltd.	SSP									
				D-2		475	475		475		Sold to registered recyclers

			36.1		100		100			100		Reuse in process
			5.1		1.2		1.2			1.2		Sold to registered recyclers
618	Devyani Phosphate Pvt. Ltd.,	SSP										
			36.1		0.4	0	0.4	0		0.4	0	Reuse in process
				D2	0	3	3	0	0	3	0	Reuse in process
619	Dharamsi Morarji Chemical Co Ltd	SSP										
			36.1		51		51			51		Reuse in process
				D-2		225	225			225		Sold to registered recyclers
			5.1		3		3			3		Sold to registered recyclers
620	Indian Phosphate Ltd	SSP										
				D-2		200	200			200		Reuse in process
			5.1		0.8		0.8			0.8		Sold to registered recyclers
			36.1		60		60			60		Reuse in process
621	Liberty Pesticides & Fertilizers Ltd	SSP										
				D-2		14400	14400			14400		Reuse in process
			36.1		290		290			290		Reuse in process
			5.1		0.5		0.5			0.5		Sold to registered recyclers
622	Prem Sakhi Fertilizers Pvt. Ltd.	SSP										
			36.1		60		60			60		Reuse in process
				D-2		400	400			400		Reuse in process
			5.1		0.3		0.3			0.3		Sold to registered recyclers
623	Rama Phosphates Ltd.	SSP										
			5.1		0.5		0.5			0.5		Sold to registered recyclers
				D-2		270.2	270.2			270.2		Sold to registered recyclers
			36.1		150		150			150		Reuse in process
624	Sadhna Phosphates & Fertilizers Ltd.	SSP										
			36.1		132		132			132		Reuse in process

				D-2		657	657			657		Sold to registered recyclers
			5.1		0.7		0.7			0.7		Sold to registered recyclers
625	Sulux Phosphate Ltd	SSP										
			5.1		0.08		0.08			0.08		Sold to registered recyclers
			36.1		40		40			40		Reuse in process
	<b>Other</b>											
626	Lipidata Systems	Printers & Cartiges										
			5.1		0.1		0.1			0.1		Sold to registered recyclers
				B-4								Sold to registered recyclers
			21.1		0.1		0.1	0.1				CTDF Udaipur
			19.1		0.42		0.42	0.42				CTDF Udaipur
	<b>Petroleum Drilling/ Storage</b>											
627	Bharat Petroleum Corporation Ltd	Petroleum Storage										
			3.3		0.1		0.1	0.1				Bioremediation
628	Bharatpur Petroleum Corporation Ltd.,	Bulk Storage Depot										
			3.3		0.1	0	0.1	0.1	0	0		Bioremediation
629	Hindustan Petroleum Corporation Limited	Petroleum Storage										
			3.3		0.1		0.1	0.1				Bioremediation
	<b>Primary production of Zinc/ Lead/ Copper</b>											
630	Hindustan Zinc Ltd.(Debari)	Lead Zinc										
			5.1		55		55			55		Sold to registered

											recyclers
			33.3							125	CTDF Udaipur
			33.2		350		350	350			CTDF Udaipur
			7.2		100		100		100		Reuse in process
			5.2		970		970		970		Sold to registered recyclers
			7.2		62550		62550		62550		Reuse in process
			7.2		750		750	750			CTDF Udaipur
			7.2		1017		1017	1017			CTDF Udaipur
			7.2		1215		1215		1215		Co-incineration/Co-processing
			17.2		27		27	27			CTDF Udaipur
			34.3		5424		5424		5424		Co-incineration/Co-processing
	<b>Secondary production of Metals</b>										
631	Anmol Chemicals	Secondary Copper									
			8.2		180		180	180			CTDF Udaipur
632	Gorwada Chemicals	Ni Catalyst									
				B-6	100		100	100			CTDF Udaipur
			33.3							100	Discarded containers
			33.2		1		1	1			CTDF Udaipur
633	JRD Metal Industries Ltd	Zinc Oxide									
			6.2		30		30	30			CTDF Udaipur
634	Metson Metals & Chemivals (P) Ltd	Secondary Zinc									
			6.2		200		200		200		Sold to registered recyclers
635	P.R. Enterprises	Secondary Zinc/Copper									
			8.2		210		210	210			CTDF Udaipur
636	P.S. Metal Works	Lead Ingots									
			9.2		31.5		31.5		31.5		Reuse in process
			9.1		21		21	21			CTDF Udaipur

637	Precious Metals Recyclers	Secondary production of Metals										
			9.2		150		150			150		Reuse/Sold to registered recyclers
			9.1		150		150	150				CTDF Udaipur
638	Raj Industries	Secondary Zinc/Copper										
			8.2		120		120	120				CTDF Udaipur
639	Ravindra Heareous Pvt. Ltd.,	Metal Recycler										
			34.3		25		25	25				CTDF Udaipur
640	Ravindra Heraeus Pvt. Ltd.	Secondary production of Metals										
			34.3		25		25	25				CTDF Udaipur
641	Shree Charbhuj Engineers Pvt. Ltd.	Lead Alloys, Lead Ingots										
			9.1		72		72	72				CTDF Udaipur
			9.2		72		72			72		Reuse in process
642	Vimal Chemicals	Secondary Copper										
			34.3		18		18			18		Reuse in process
			8.2		180		180	180				CTDF Udaipur
	<b>Textile</b>											
643	Perfect Thread Mills Ltd.	Threads										
			5.1		0.3		0.3			0.3		Sold to registered recyclers
			34.3		120		120			120		Sold to registered recyclers
644	Reliance Chematex Industries Ltd.	Yarn										
			5.2		108		108		108			Incineration
			5.1		12		12			12		Sold to registered recyclers
			34.3		400		400	400				CTDF Udaipur
			33.3								200	Discarded containers
	<b>Used/Waste</b>											

<b>oil rerefiners</b>												
645	Chamunda Petrochemicals Pvt. Ltd.	Re-Refining Of Lube Oil										
			4.4		1200		1200		1200			Incineration
			4.5		1400		1400		1400			Incineration
			4.1		60		60		60			Incineration
			34.3		50		50	50				CTDF Udaipur
646	Jainam Industries Pvt Ltd,	Re Refining of used oil & Waste Oil										
			4.1		120		120	120				CTDF Udaipur
			34.3		15		15	15				CTDF Udaipur
	<b>Total</b>				<b>761803</b>	<b>46709</b>	<b>808512</b>	<b>562220</b>	<b>55704</b>	<b>190588</b>	<b>224387</b>	