

# Status of Noise Level in Jaipur City



Prepared By  
RAJASTHAN STATE POLLUTION CONTROL  
BOARD

## **PREFACE**

Rajasthan State Pollution Control Board acknowledges the efforts of all the Board Officials associated with this work for monitoring the noise level at different locations in Jaipur city as per the provisions of Noise Pollution (Regulation & Control) Rules, 2000. It would not have been possible to compile this report on Status of Noise Level in Jaipur City from January to March, 2018 without their sincere support and efforts.

## **CONTRIBUTIONS**

**Overall Supervision** : Sh. B.R.Chauhan, CSO

**Co-ordinators** : Sh. S.N.Tikkiwal, SSO

**Report Preparation &** : Ms Prasputita Nanda, JSO, Dr. Vimal Poswal, JSO

**Data Compilation**

**Monitoring Team** : Ms. Sheeba, SO, Dr Sanjeev Kumar Sharma, SO  
Dr. Manoj Meena, JSO, Ms. Prasputita Nanda,  
JSO, Dr. Vimal Poswal, JSO, Ms. Suman  
Jhajharia, JSO, Ms Vandana Chaturvedi, JSO, Dr.  
Narain Bhoot, JSO, Sh OP Shardul, JSO,  
Ms. Garima Mishra, JSO, Sh. Gaurav Singh,  
Intern.



**Background:**

In order to assess the impact of predominating Noise Level in Jaipur city, Noise Level Monitoring was conducted at 6 different locations in Jaipur City from January to March, 2018.

The Noise level monitoring was conducted day time (1100 hrs to 2200 hrs) and night time (2200 hrs onwards) for half hour interval at each location with sampling frequency of one second.

**Monitoring Locations:**

In order to maintain uniformity in monitoring, Residential, Commercial, and Silence zones were selected in respect of Noise Standards prescribed under the provisions of Noise Pollution (Regulation & Control) Rules, 2000. The monitoring network consisted of a total of 6 noise monitoring locations in Jaipur City.

<b>S. No.</b>	<b>Name of the monitoring locations in Jaipur City</b>	<b>Category of Area / Zone</b>
1	Garden Behind Governor House, Civil Lines	Silence
2	Nagar Nigam Office, Patel Marg, Mansarovar	Residential
3	Science Park, Shastri Nagar	Residential
4	Gali No. 3, Raja Park	Commercial
5	Near Kotwali Thana, Chhoti Choupar	Commercial
6	Outside Outdoor of SDMH	Silence

**Monitoring Results:**

The comparative statement of noise level monitoring conducted in Jaipur City is as under:

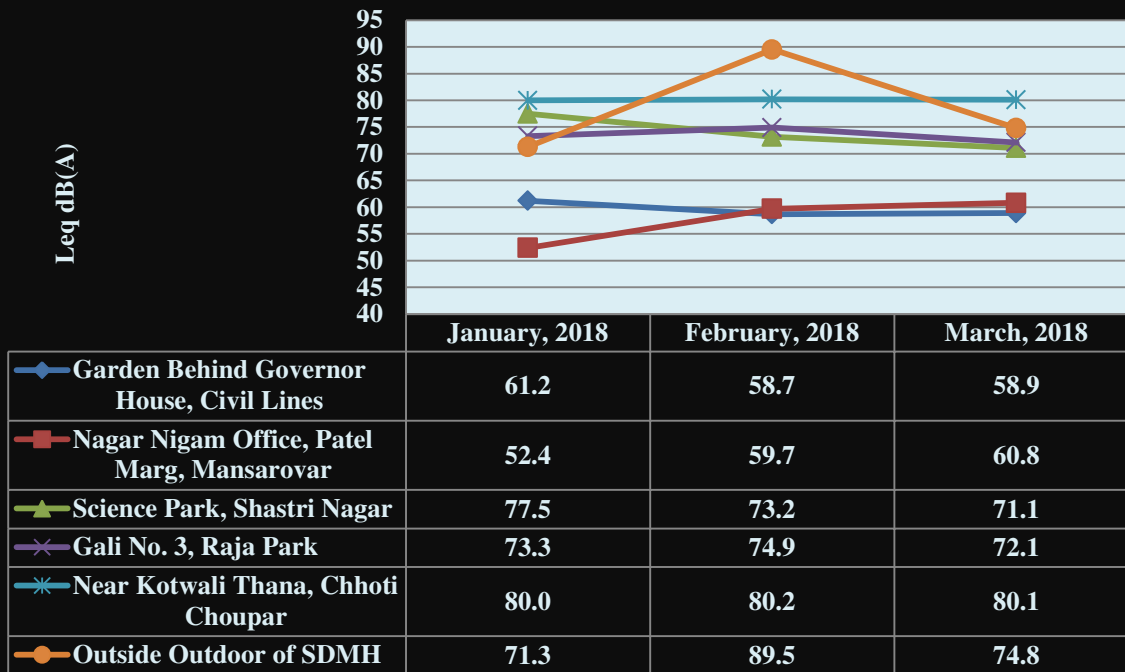
**Table 2**

Monitoring Period	Monitoring Locations											
	Garden Behind Governor House, Civil Lines		Outside Outdoor of SDMH		Nagar Nigam Office, Patel Marg, Mansarovar		Science Park, Shastri Nagar		Gali No. 3, Raja Park		Near Kotwali Thana, Chhoti Choupar	
	Silence Zone				Residential Zone				Commercial Zone			
	Day Time	Night Time	Day Time	Night Time	Day Time	Night Time	Day Time	Night Time	Day Time	Night Time	Day Time	Night Time
January, 2018	61.2	52.7	71.3	73.6	52.4	45.7	77.5	63.8	73.3	66.1	80.0	72.9
February, 2018	58.7	48.4	89.5	66.5	59.7	50.4	73.2	56.1	74.9	69.9	80.2	70.8
March, 2018	58.9	49.2	74.8	71.1	60.8	51.6	71.1	54.0	72.1	70.6	80.1	79.2
<b>STANDARDS</b>	<b>50.0</b>	<b>40.0</b>	<b>50.0</b>	<b>40.0</b>	<b>55.0</b>	<b>45.0</b>	<b>55.0</b>	<b>45.0</b>	<b>65.0</b>	<b>55.0</b>	<b>65.0</b>	<b>55.0</b>

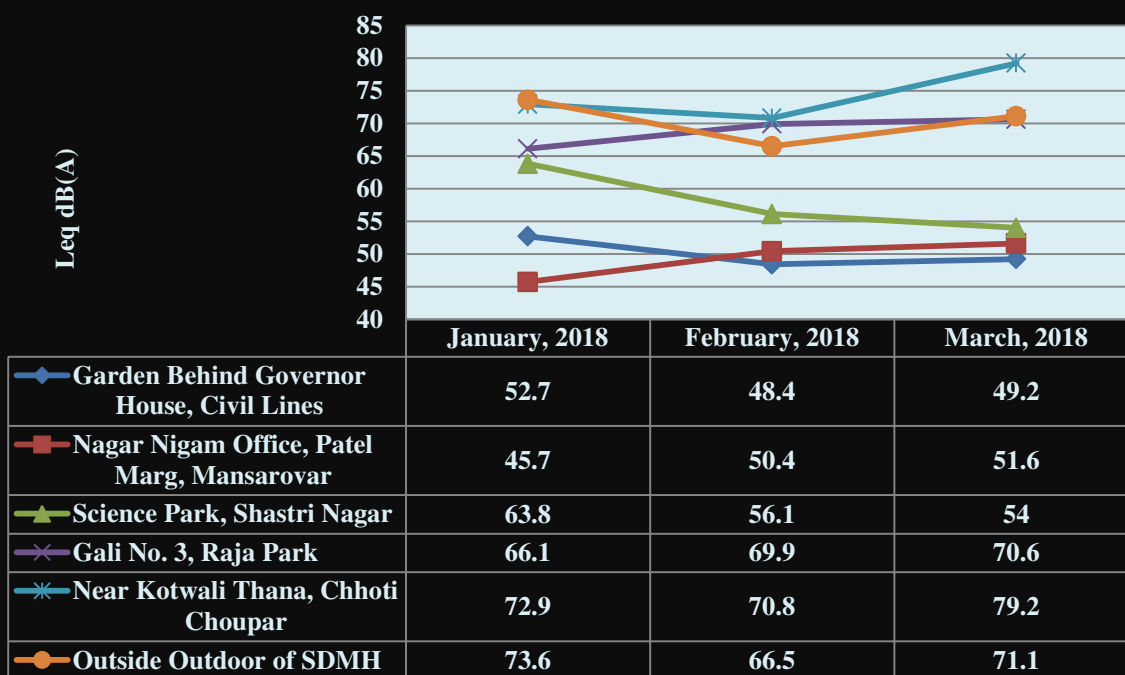
**Interpretation:**

Comparison of Noise level of all monitoring locations from January to March, 2018 is at **Figure 1 & 2**; Comparison of Noise level of all monitoring locations from Day time to Night time is at **Figure 3 to Figure 5** and Comparison of Average Noise Level in Jaipur City during Day & Night time between Sep.-Dec., 2017 & Jan.-Mar., 2018 at **Figure 6 to Figure 7**.

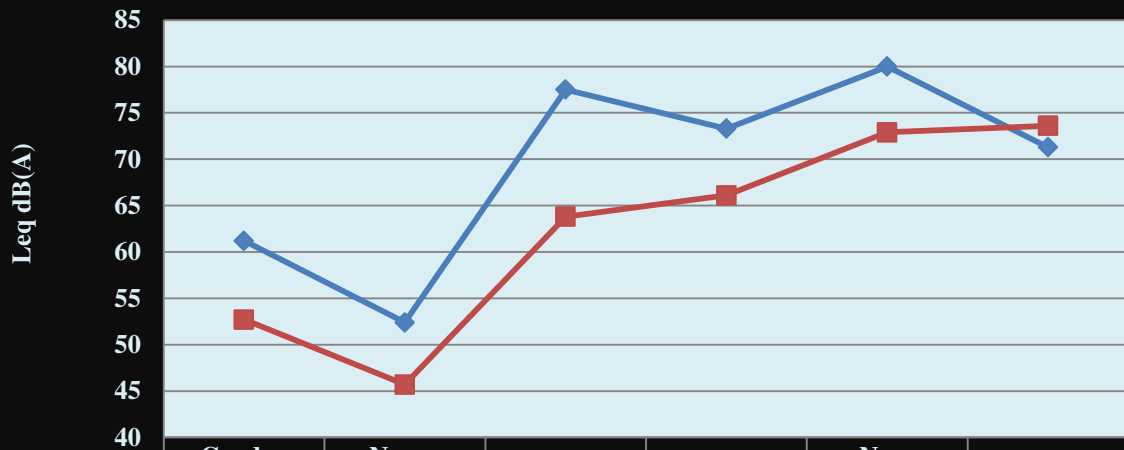
**Fig. 1 Noise Level during Day time from January to March, 2018 in Jaipur City**



**Fig. 2 Noise Level during Night time from January to March, 2018 in Jaipur City**

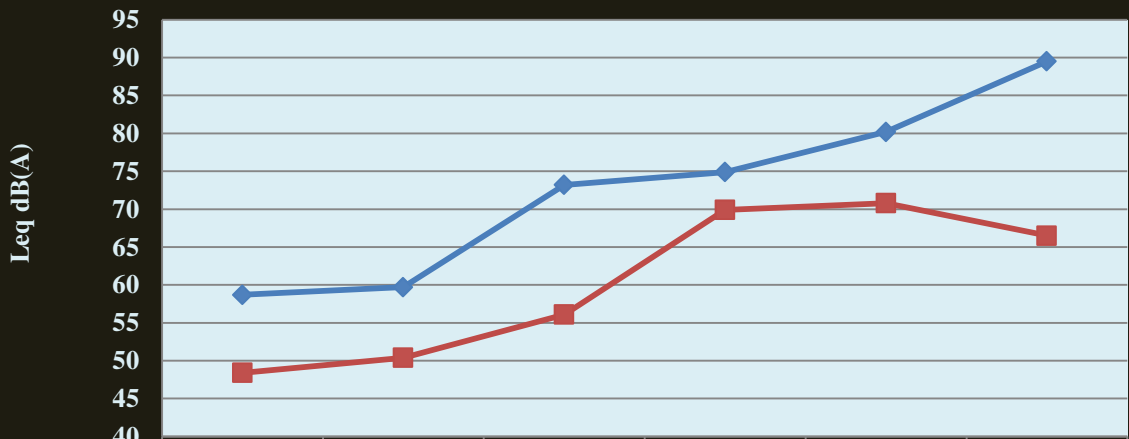


**Fig. 3 Noise Level in Jaipur City during Day & Night time in January**



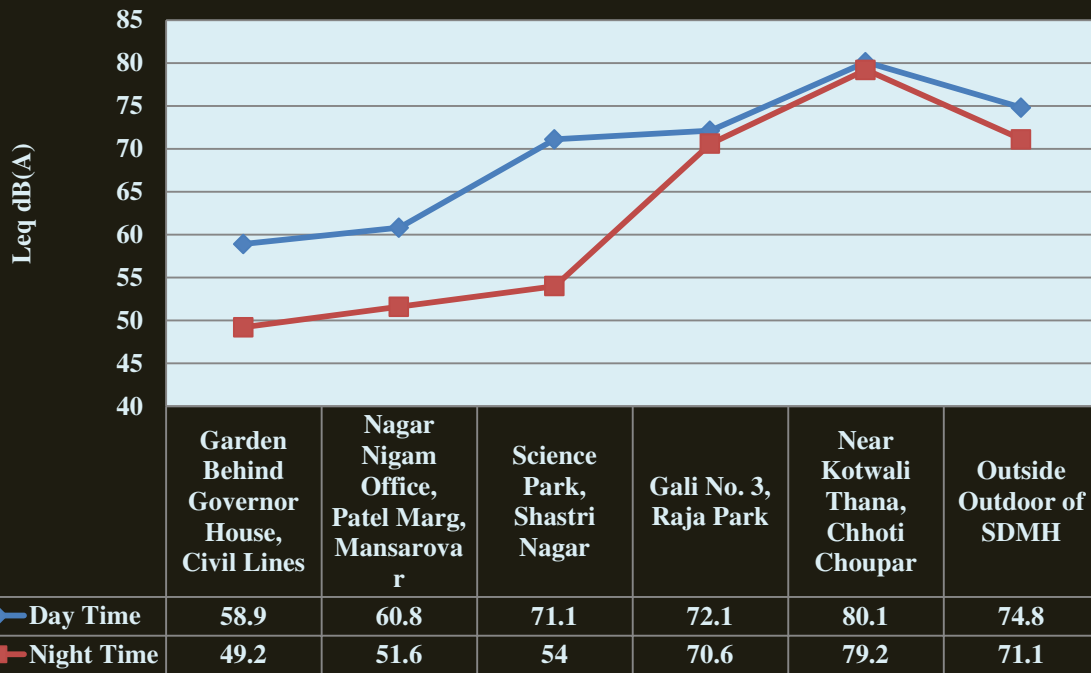
	Garden Behind Governor House, Civil Lines	Nagar Nigam Office, Patel Marg, Mansarovar	Science Park, Shastri Nagar	Gali No. 3, Raja Park	Near Kotwali Thana, Chhoti Choupar	Outside Outdoor of SDMH
Day Time	61.2	52.4	77.5	73.3	80.0	71.3
Night Time	52.7	45.7	63.8	66.1	72.9	73.6

**Fig. 4 Noise Level in Jaipur City during Day & Night time in February**



	Garden Behind Governor House, Civil Lines	Nagar Nigam Office, Patel Marg, Mansarovar	Science Park, Shastri Nagar	Gali No. 3, Raja Park	Near Kotwali Thana, Chhoti Choupar	Outside Outdoor of SDMH
Day Time	58.7	59.7	73.2	74.9	80.2	89.5
Night Time	48.4	50.4	56.1	69.9	70.8	66.5

**Fig. 5 Noise Level in Jaipur City during Day & Night time in March**

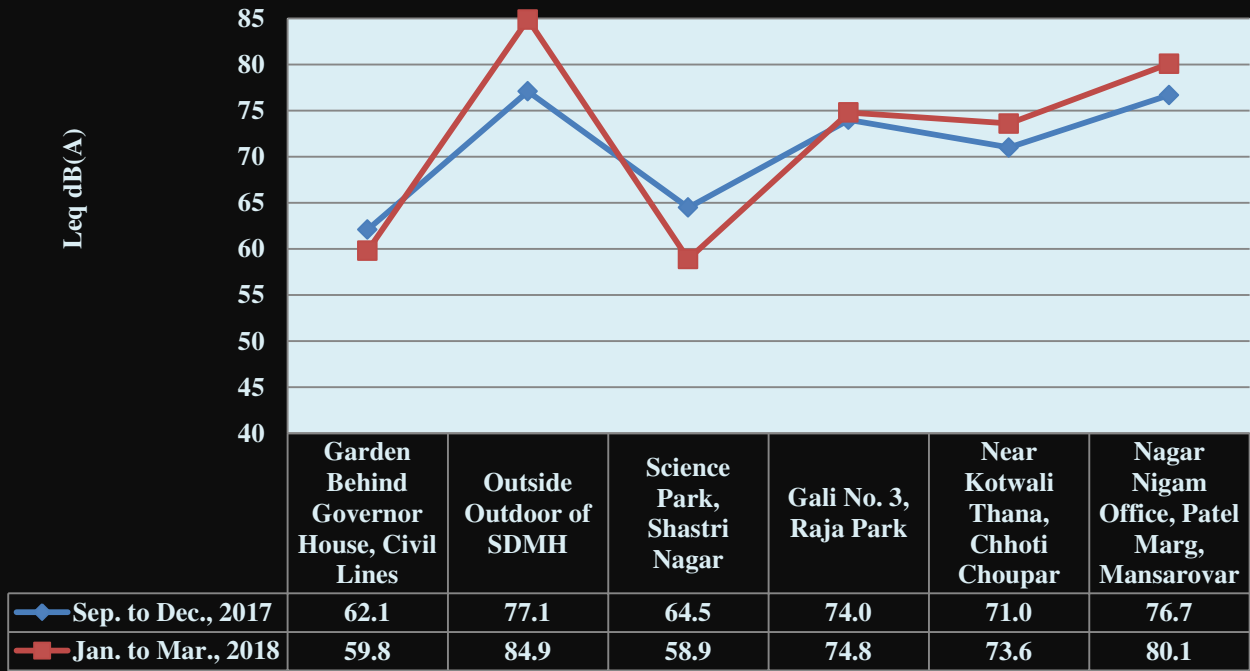


**Comparison of Avg Leq dB(A) between September-December, 2017 & January-March, 2018**

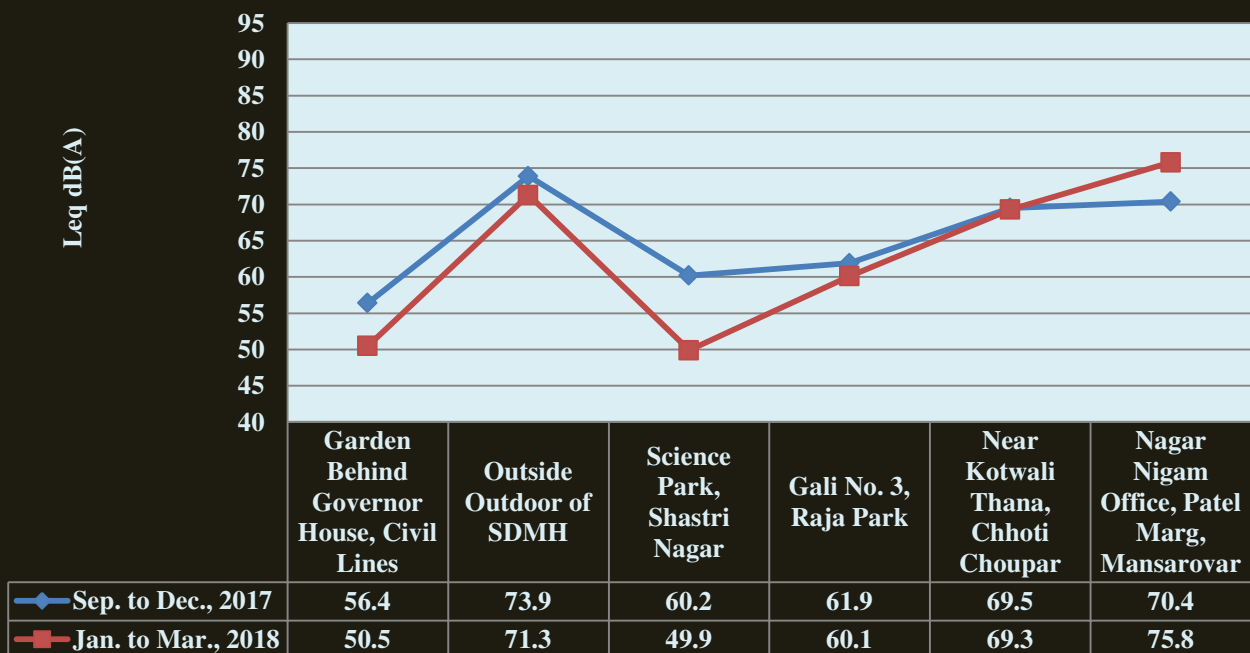
Monitoring Period	Monitoring Locations											
	Garden Behind Governor House, Civil Lines		Outside Outdoor of SDMH		Nagar Nigam Office, Patel Marg, Mansarovar		Science Park, Shastri Nagar		Gali No. 3, Raja Park		Near Kotwali Thana, Chhoti Choupar	
	<i>Silence Zone</i>				<i>Residential Zone</i>				<i>Commercial Zone</i>			
	<i>Average Leq dB(A)</i>											
	Day Time	Night Time	Day Time	Night Time	Day Time	Night Time	Day Time	Night Time	Day Time	Night Time	Day Time	Night Time
September to December, 2017	62.1	56.4	77.1	73.9	64.5	60.2	74.0	61.9	71.0	69.5	76.7	70.4
January to March, 2018	59.8	50.5	84.9	71.3	58.9	49.9	74.8	60.1	73.6	69.3	80.1	75.8
<b>STANDARDS</b>	<b>50.0</b>	<b>40.0</b>	<b>50.0</b>	<b>40.0</b>	<b>55.0</b>	<b>45.0</b>	<b>55.0</b>	<b>45.0</b>	<b>65.0</b>	<b>55.0</b>	<b>65.0</b>	<b>55.0</b>



**Fig. 6**  
**Comparison of Average Noise Level in Jaipur City during Day**  
**time between Sep.-Dec., 2017 & Jan.-Mar., 2018**



**Fig. 7**  
**Comparison of Average Noise Level in Jaipur City during Night**  
**time between Sep.-Dec., 2017 & Jan.-Mar., 2018**





**Conclusion:**

During the monitoring period, the concentration of Leq dB(A) has exceeded the prescribed standards both during day and night time except at Nagar Nigam Office, Patel Marg, Mansarovar during day time in January, 2018.

It has also been observed that there is no specific trend in data during the entire monitoring period i.e. from January to March, 2018 at Garden behind Governor House, Civil Lines (both during day and night time), Near Kotwali Thana, Chhoti Choupar (both during day and night time), Outside Outdoor of SDMH (both during day and night time) and Gali No. 3, Raja Park during day; while an increasing trend has been observed at Nagar Nigam Office, Patel Marg, Mansarovar (both during day and night time), Gali No. 3, Raja Park (during night time). On the other hand a decreasing trend has been observed at Science Park, Shastri Nagar (both during day and night time).

When the trend of noise level observed during day is compared to the noise level observed during night time, it is found that the concentration of noise level decreases from day time to night time at all locations except Outside Outdoor of SDMH in January, 2018.

On comparison of Average Noise level between September-December, 2017 & January-March, 2018, the average noise level show a decreasing trend at all locations between the two quarters except Outside Outdoor of SDMH (day time), Science



## Status of Noise Level in Jaipur City (January to March, 2018)

---

Park, Shastri Nagar (day time), Gali No. 3, Raja Park (day time) and Near Kotwali Thana, Chhoti Choupar (during day and night time) where the average noise level increase in the quarter - January to March, 2018.

**For further details, contact:**

**Smt. Aparna Arora,**

Chairperson,

Rajasthan State Pollution Control Board,

Email:- [chairperson@rpcb.nic.in](mailto:chairperson@rpcb.nic.in)

**Sh. Ajay Kumar Gupta,**

Member Secretary,

Rajasthan State Pollution Control Board,

Email:- [member-secretary@rpcb.nic.in](mailto:member-secretary@rpcb.nic.in)

Contact No.: 0141-5159600, 5159699

Fax: 5159697

**Sh. B.R.Chauhan,**

Chief Scientific Officer,

Rajasthan State Pollution Control Board,

[lab.rpcb@gmail.com](mailto:lab.rpcb@gmail.com)

Contact No.: 0141-5159607