

## **Status of Noise Level in Pali City (From July to December, 2021)**

### **Background**

In order to assess the impact of predominating Noise Level in Pali City, Rajasthan State Pollution Control Board conducts study on Noise Level Monitoring in Pali City at 4 different stations throughout the year. (A fifth station was included at the CAAQMS site in Pali city from December 2021 onwards). This report is a compilation of results and observations of the study conducted from July to December, 2021.

The Noise level monitoring was conducted in day time (6.00 AM to 10.00 PM) for July to November 2021 and at night time (10.00 PM to 6.00 AM) from December 2021 onwards at each location with sampling frequency of one second and monitoring interval of 30 minutes.

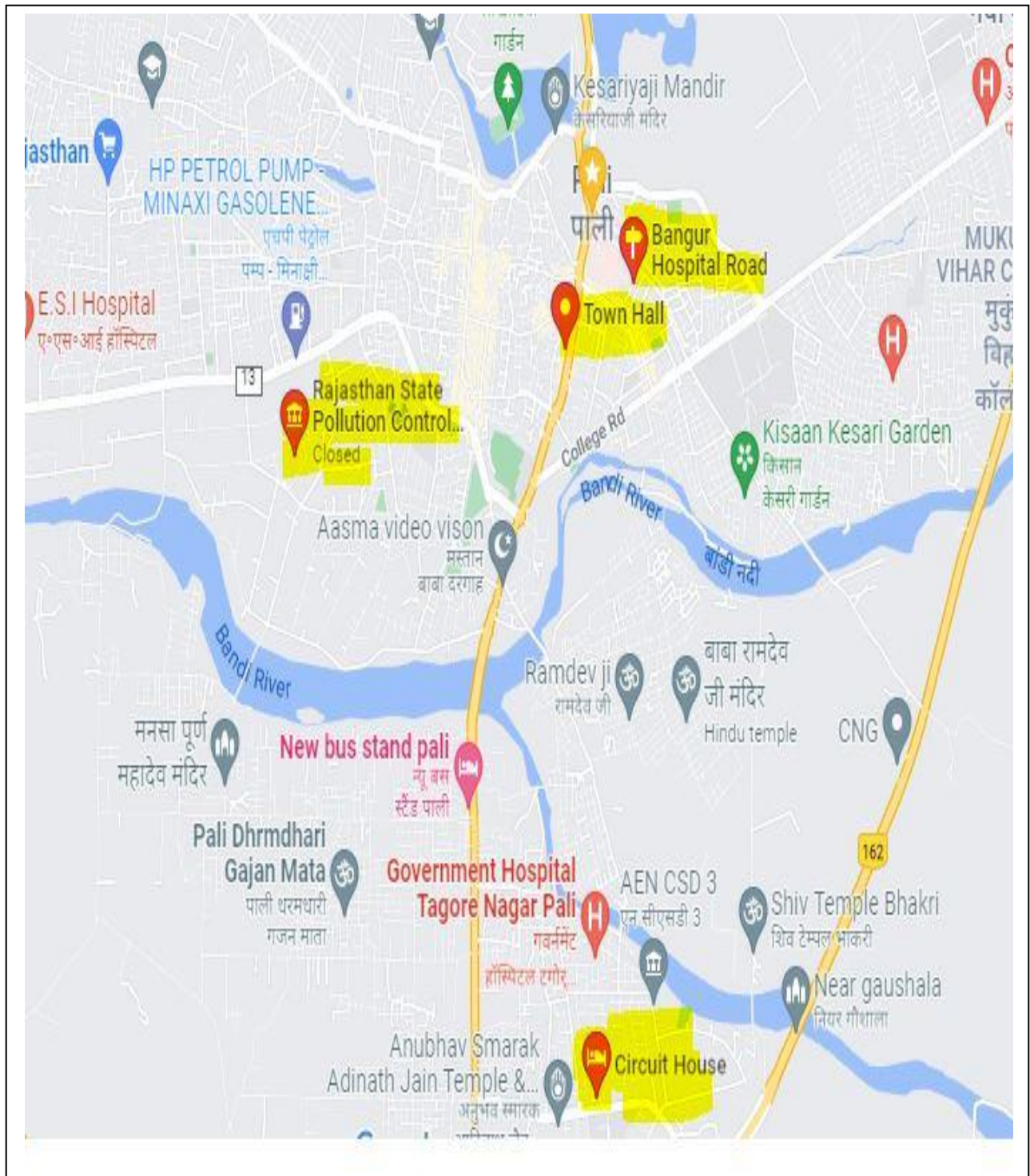
### **Monitoring Locations**

In order to maintain uniformity in monitoring, Residential, Commercial, Industrial and Silent Zones were selected in respect of Noise Standards prescribed under the provisions of Noise Pollution (Regulation & Control) Rules, 2000. The monitoring network consisted of a total of 4 monitoring locations in Pali City.

**Table :1 Monitoring Locations of Pali City**

<b>S. No.</b>	<b>Details of Monitoring Locations in Pali City</b>	<b>Category of Area/Zone</b>	<b>Latitude</b>	<b>Longitude</b>
1.	Town Hall, Pali	Commercial	25.77428	73.33035
2.	Bangur Hospital	Silence	25.776051	73.332926
3.	Circuit House, Pali	Residential	25.748586	73.331397
4.	RSPCB, Regional Office	Industrial	25.757471	73.302518

## Map showing Noise Monitoring Locations in PALI city



## **Monitoring Results**

The comparative statement of noise level monitoring conducted in Pali City is depicted below:-

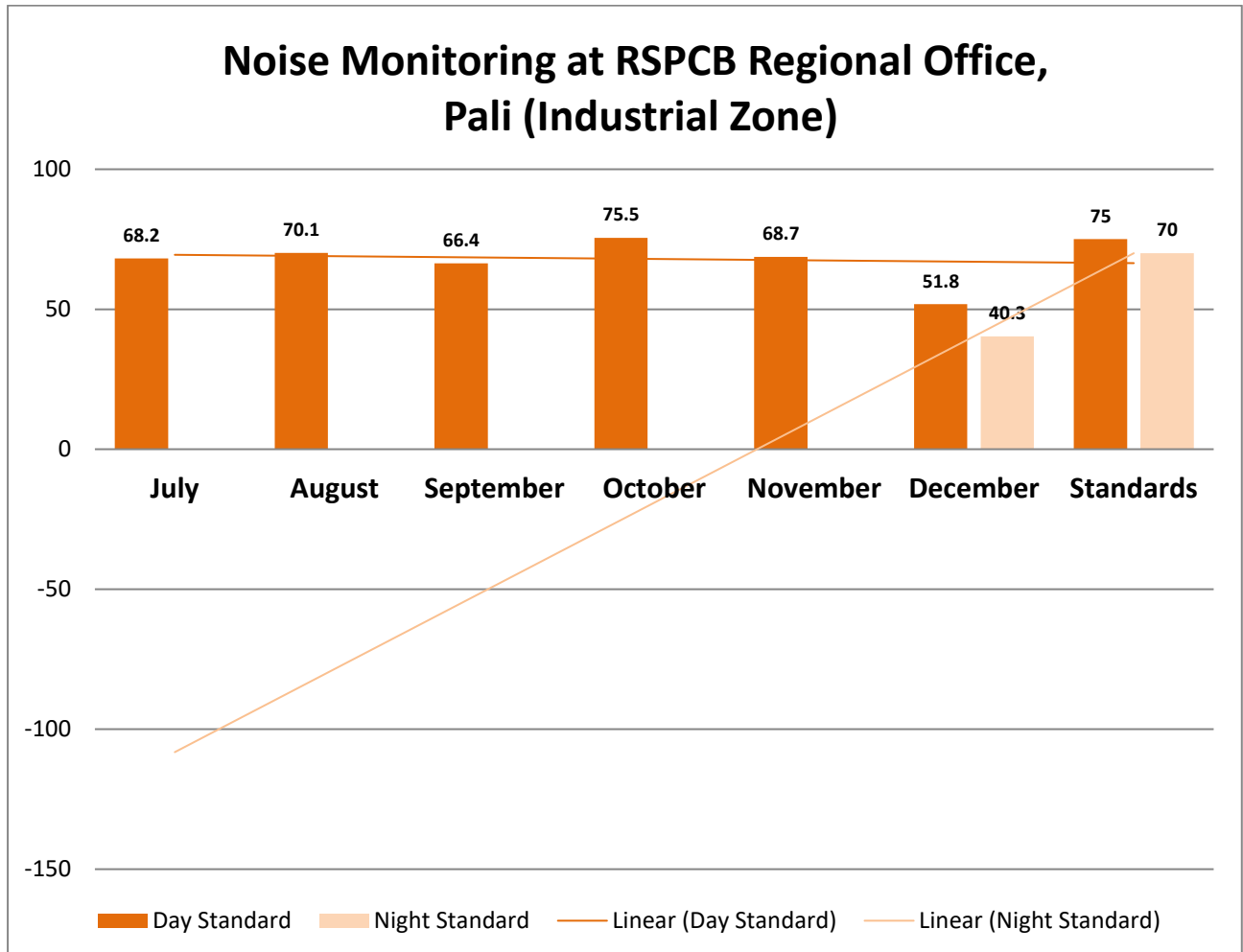
**Table :2 Comparative Statement of Noise Level Monitoring**

<b>Monitoring Period 2021</b>	<b>Monitoring Locations</b>							
	<b>RSPCB Office (Industrial)</b>		<b>PALI city Circuit House (Residential)</b>		<b>Pali Town hall (Commercial)</b>		<b>Bangur Hospital (Silence)</b>	
	Day	Night	Day	Night	Day	Night	Day	Night
July	68.2	ND	51.1	ND	71.1	ND	60.2	ND
August	70.1	ND	54.2	ND	70.4	ND	62.1	ND
September	66.4	ND	50.9	ND	60.8	ND	59.6	ND
October	69.5	ND	55.3	ND	71.2	ND	61.2	ND
November	68.7	ND	64.9	ND	71.6	ND	60.3	ND
December	51.8	40.3	56.1	42.6	71.6	44.8	62.3	42.1
<b>Standards</b>	<b>75.0</b>	<b>70.0</b>	<b>55.0</b>	<b>45.0</b>	<b>65.0</b>	<b>55.0</b>	<b>50.0</b>	<b>40.0</b>

***All values are in Leq. dB(A)***

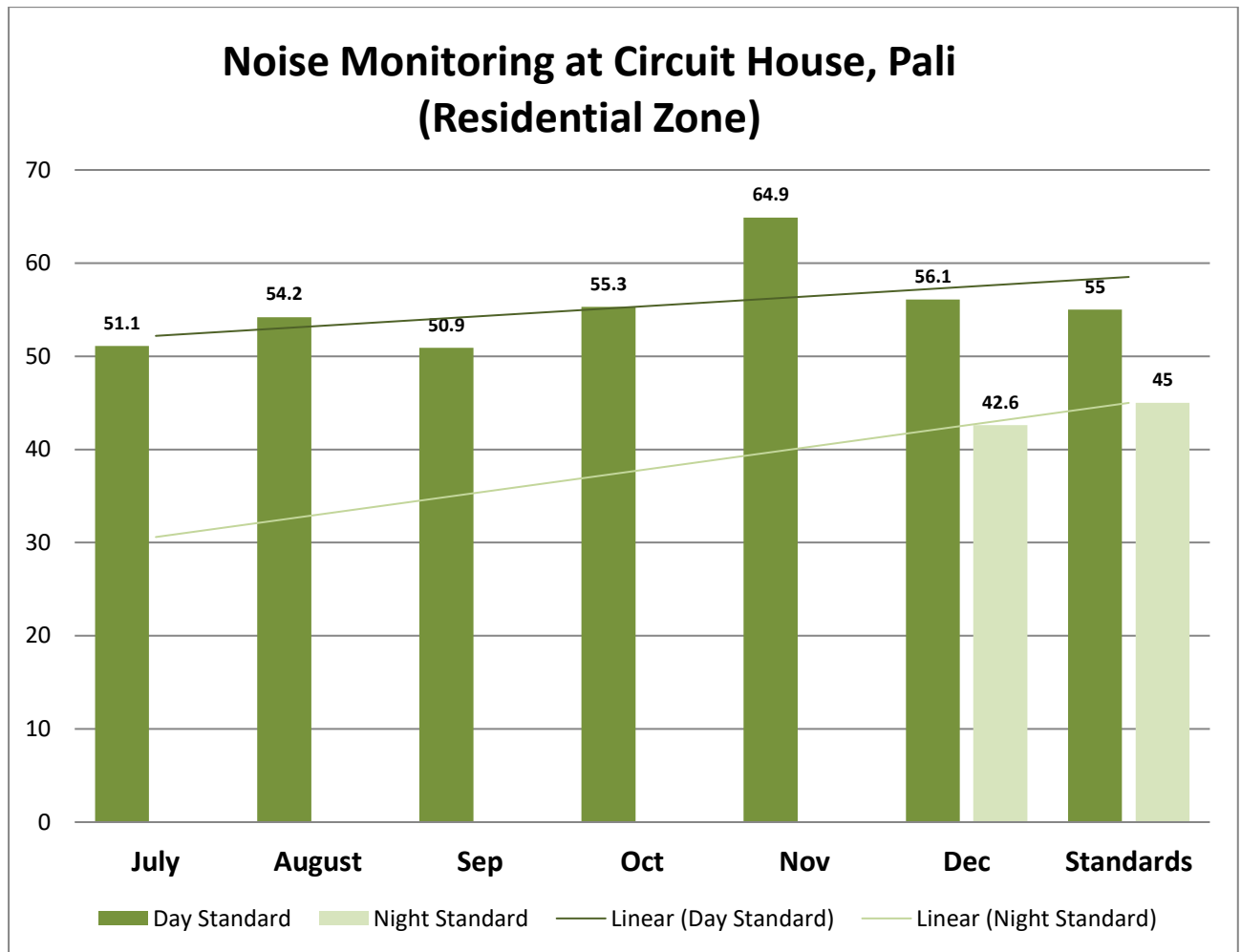
## Zone wise data interpretation of noise level from July to December, 2021

### Industrial Zone



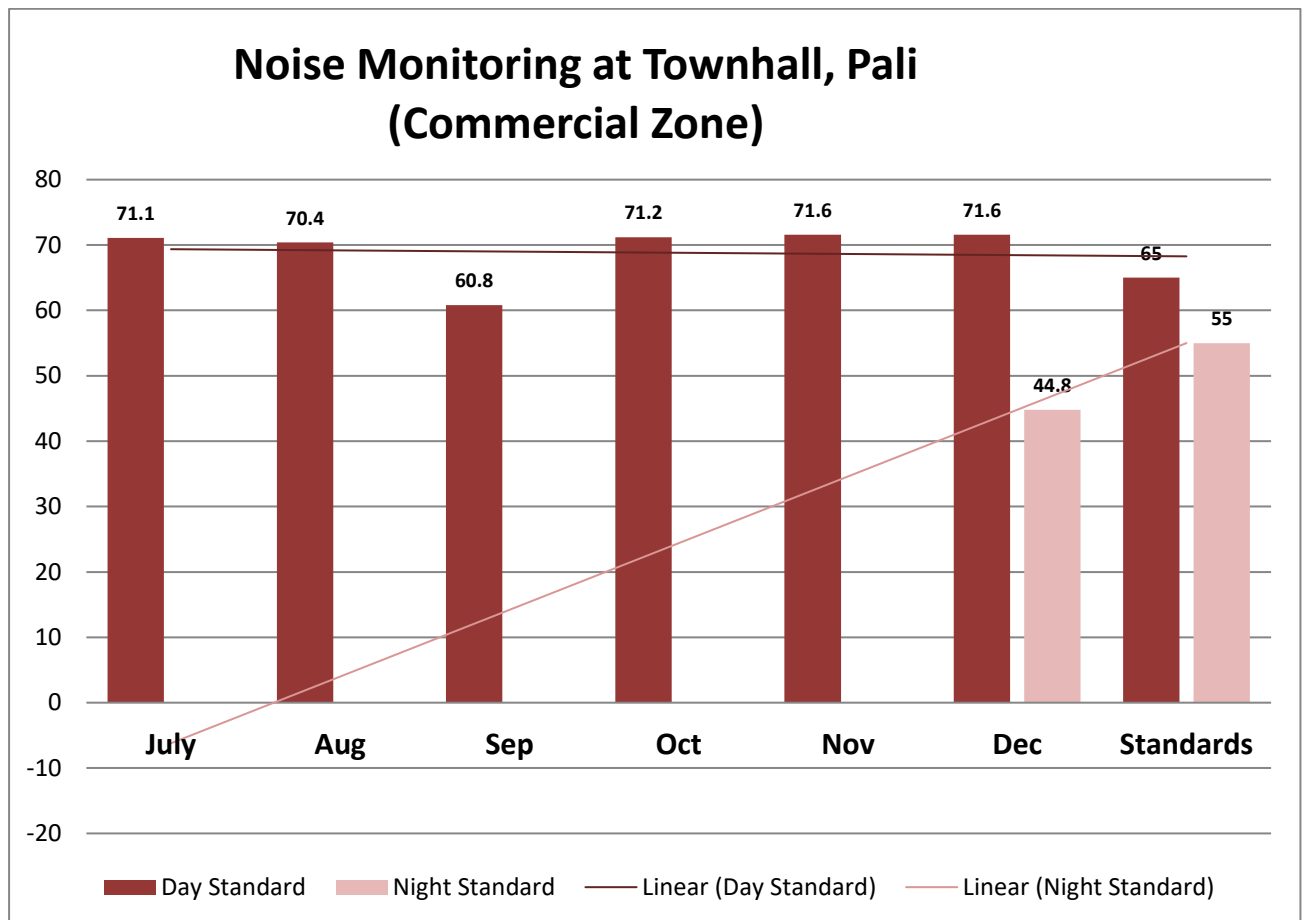
In the Industrial zone sound level ranges from 51.8 to 75.5 dB (A) during day time from July to December 2021 and was found to be 40.3 dB (A) during night time in December 2021. All the results were found within the prescribed limit expect for the month of October when noise level was obtained to be 75.5 dB (A) during day time.

**Residential Zone**



In residential zone sound level ranges from 50.9 to 64.9 dB(A) during day time from July to December 2021 and was found to be 42.6 dB (A) during night time in December 2021. 100% of exceedance from prescribed standards was observed during day time from October to December 2021. Maximum exceedance of 18 % from the prescribed day standard for residential areas was observed for the month of November during daytime when noise level of 64.9 dB (A) was obtained.

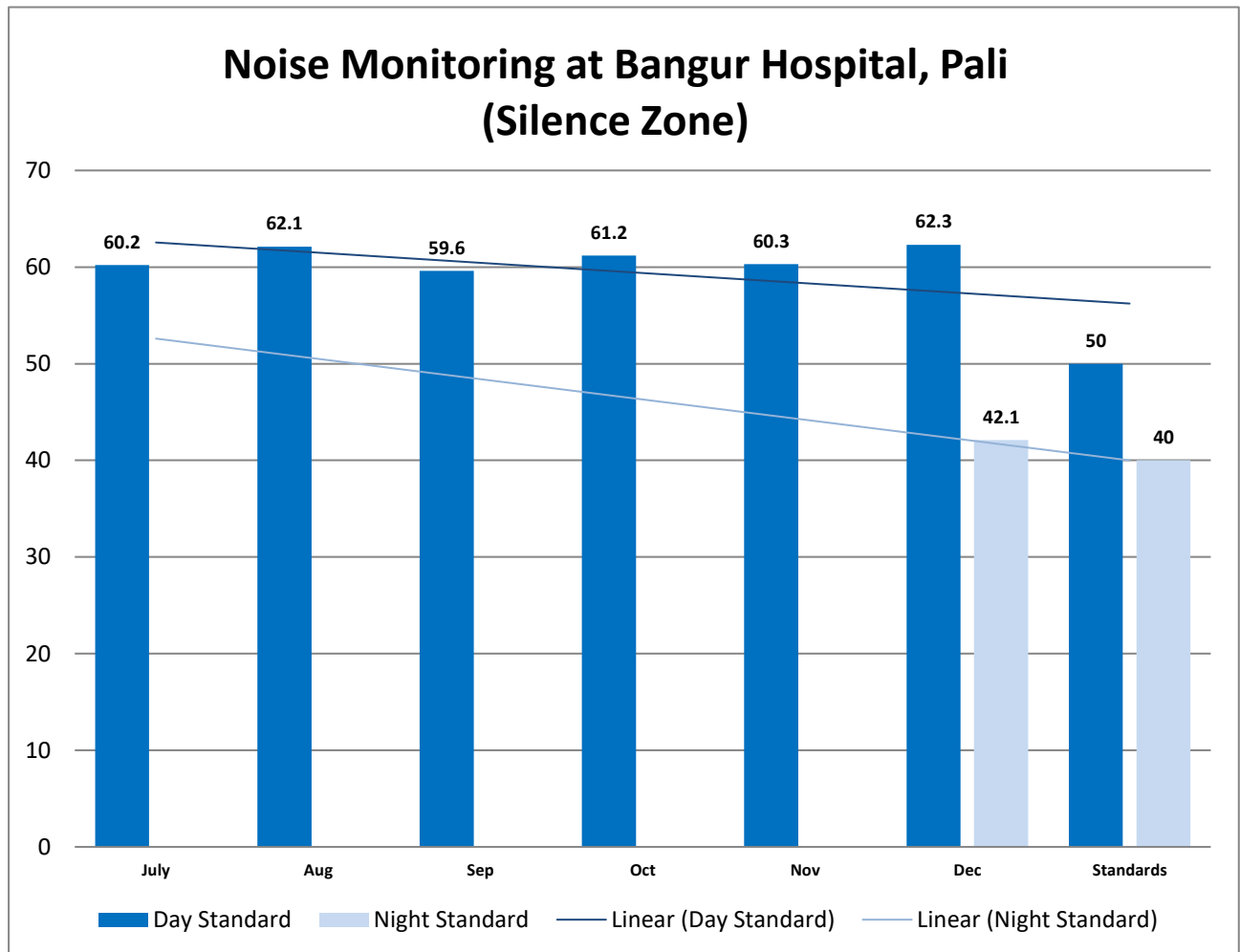
## Commercial Zone



In commercial zone sound level ranges from 60.8 to 71.6 dB(A) during day time from July to December 2021 and was found to be 44.8 dB (A) during night time in December 2021.

100% of exceedance of prescribed standards was observed during day time from July to December 2021 except during the month of September 2021 when noise level was obtained to be 60.8 dB(A). A maximum exceedance of 10.1 % was obtained for the months of November and December 2021 with a noise level of 71.6 dB(A).

## Silence Zone



In silence zone sound level ranges from 59.6 db(A) to 62.3 dB(A) during day time from July to December 2021 and was found to be 42.1 dB (A) during night time in December 2021. 100% of exceedance of prescribed standards was observed during day time from July to December 2021.

A maximum exceedance of 24.6% was obtained from the standard day time noise level for silent zone for the month of December 2021 with a noise level of 62.3 dB (A)



**Regional Officer: Sh. Rahul Sharma**

**Report preparation & data compilation: Mr Rohit meena, SO (Lab Incharge),  
Anurag Sharma, JSO**

**Monitoring Team: Anurag Sharma JSO, Kailash Dan JSO, Niranjana Atal JSO**