

DIWALI FESTIVAL NOISE REPORT-2024



Prepared by
Rajasthan State Pollution Control Board

Foreword



Deepawali is considered as the festival of light and is celebrated with utmost zeal and enthusiasm throughout India. Bursting of firecrackers and illumination of sources is seen as a symbol of joy and prosperity. Noise pollution due to these fire crackers is well known. It therefore becomes necessary to conduct Noise monitoring during this festival to understand the level of pollution. Noise Level Monitoring was conducted on 24.10.2024 (Pre-Deepawali Day) & 31.10.2024 (Deepawali Day) at 56 different locations in twenty four cities viz. Ajmer, Alwar, Balotra, Banswara, Bharatpur, Bhilwara, Bhiwadi, Bikaner, Bundi, Chittorgarh, Hanumangarh, Jaipur, Jaisalmer, Jhalawar, Jhunjhunu, Jodhpur, Kota, Nagaur, Pali, Rajsamand, Swaimadhapur, Sikar, Sirohi and Udaipur.

This report is a compilation of Noise Level monitoring data of the monitored cities of the state of Rajasthan. The data of previous years have also been incorporated so as to analyse the trend in noise levels on long term basis.

I sincerely acknowledge the effort of all officials associated with the work for monitoring of noise pollution levels on the occasion of Deepawali festival as per the protocol prescribed by CPCB. It would not have been possible to compile and complete this report on the issue without their sincere support and efforts.

(Aparna Arora, IAS)
Chairperson

Foreword



Rajasthan State Pollution Control Board is entrusted with duties to enforce provisions of Water (Prevention & Control of Pollution) Act, 1974, Air (Prevention & Control of Pollution) Act, 1981, Noise Pollution (Regulation & Control) Rules, 2000, Authorization under the Hazardous Waste (Management, Handling and Trans-boundary Movement) Rules, 2016, Authorization under Bio-Medical Waste (Management and Handling) Rules, 2016 and Plastic Waste Management Rules, 2016. Measurement of noise is a very important step to prepare scientific action plan for control of noise pollution.

I am pleased to present the Rajasthan State Pollution Control Board, Deepawali Festival Noise Report-2024 on Status of Noise Level in Rajasthan on 24.10.2024 (Pre-Deepawali Day) & 31.10.2024 (Deepawali) at 56 different locations in twenty four cities viz. Ajmer, Alwar, Balotra, Banswara, Bharatpur, Bhilwara, Bhiwadi, Bikaner, Bundi, Chittorgarh, Hanumangarh, Jaipur, Jaisalmer, Jhalawar, Jhunjhunu, Jodhpur, Kota, Nagaur, Pali, Rajsamand, Swaimadhampur, Sikar, Sirohi and Udaipur which acknowledges the efforts of all the Board Officials associated with this work for monitoring the noise level at different locations in Rajasthan as per the provisions of Noise Pollution (Regulation & Control) Rules, 2000. It would not have been possible to compile this report without their sincere support and efforts.

(Sharda Pratap Singh, IFS)
Member Secretary



Rajasthan State Pollution Control Board **Deepawali Festival Noise Monitoring Report - 2024**



Index

S.No.	Title	Page No.
1.	Introduction	6-7
2.	Observations	
	➤ Ajmer	8-9
	➤ Alwar	10-11
	➤ Balotra	12-13
	➤ Banswara	14
	➤ Bharatpur	15-16
	➤ Bhilwara	17-18
	➤ Bhiwadi	19-20
	➤ Bikaner	21-22
	➤ Bundi	23
	➤ Chittorgarh	24-25
	➤ Hanumangarh	26
	➤ Jaipur	27-28
	➤ Jaisalmer	29
	➤ Jhalawar	30
	➤ Jhunjhunu	31
	➤ Jodhpur	32-33
	➤ Kota	33-34
	➤ Nagaur	35
	➤ Pali	36-37
	➤ Rajsamand	38
	➤ Sawai madhopur	39
	➤ Sikar	40-41
	➤ Sirohi	42
	➤ Udaipur	43-44
3.	Conclusion	45
4.	Recommendation's	46
5.	Noise level in Leq dB(A) at Commercial Zones of Rajasthan on Pre Deepawali-Day during day time and night time	47
6.	Noise level in Leq dB(A) at Commercial Zones of Rajasthan on Deepawali Day during day time and night time	47
7.	Noise level in Leq dB(A) at Residential of Rajasthan on Pre Deepawali-Day during day time and night time	48
8.	Noise level in Leq dB(A) at Residential Zones of Rajasthan on Pre Deepawali-Day during day time and night time	48
9.	Noise level in Leq dB(A) at Silence Zones of Rajasthan on Pre Deepawali-Day during day time and night time	49
10.	Noise level in Leq dB(A) at Silence Zones of Rajasthan on Pre Deepawali-Day during day time and night time	49
11.	Five Year (2020-2024) Comparative of Noise level in Leq dB(A)	50-56
12.	Contributions	57



Rajasthan State Pollution Control Board
Deepawali Festival Noise Monitoring Report - 2024



REPORT ON
NOISE LEVEL MONITORING
ON THE OCCASION OF
DEEPAWALI FESTIVAL, 2024



Rajasthan State Pollution Control Board

Deepawali Festival Noise Monitoring Report - 2024



Introduction: -

Noise pollution is the term used to describe the increase in ambient noise levels caused by human activity that produces sound, which can have negative effects on both people and animals. These kinds of sounds are frequently referred to as "anthropogenic noise." Certain noises like music, alarms, seismic survey sounds, or military sonar are intentional and desired but the majority of anthropogenic noise is unintentional like noise from generators, vehicles, fire crackers, impulsive noises like explosions, machinery or noise from industrial as well as constructional activities. The various nations have agencies and laws prohibiting the sources to control the noise pollution.

In India, as per the Noise Pollution (Regulation and Control) Rules 2000, the authority responsible for the enforcement of Noise Pollution control measures and the due compliance of the ambient air quality standard in respect of noise is District Magistrate, Police Commissioner or any other officer not below the rank of the Deputy Superintendent of Police.

The respective State Pollution Control Boards or Pollution Control Committees in consultation with Central Pollution Control Board (CPCB) shall collect, compile and publish technical and statistical data relating to noise pollution and measures devised for its prevention, control and abatement.

To evaluate the effect of firecracker bursting and other prevalent noise including activities during the Deepawali festival, the Rajasthan State Pollution Control Board conducted Noise Level Monitoring at various locations across the state. To ensure consistency in monitoring procedures, the entire Noise Level Monitoring process adhered to the protocols outline by the Central Pollution Control Board (CPCB). Noise Level Monitoring was conducted on **Pre- Deepawali Day (24.10.2024)** & On **Deepawali Day (31.10.2024)** at **56** distinct locations within twenty-four cities of Rajasthan namely- Ajmer, Alwar, Balotra, Banswara, Bharatpur, Bhilwara, Bhiwadi, Bikaner, Bundi, Chittorgarh, Hanumangarh, Jaipur, Jaisalmer, Jhalawar, Jhunjhunu, Jodhpur, Kota, Nagaur, Pali, Rajsamand, Sawai Madhopur, Sikar, Sirohi & Udaipur. The monitoring was conducted during day time (**18:00 hrs to 22:00 hrs**) and night time (**22:00 hrs to 24:00 hrs**) continuously at each location with sampling frequency of one second. Residential, Commercial, and Silence zones were selected in accordance with the Noise Standards prescribed under the provisions of Noise Pollution (Regulation & Control) Rules, 2000. The monitoring network comprised a total of 56 noise monitoring locations spread across the aforementioned twenty-four cities in Rajasthan.

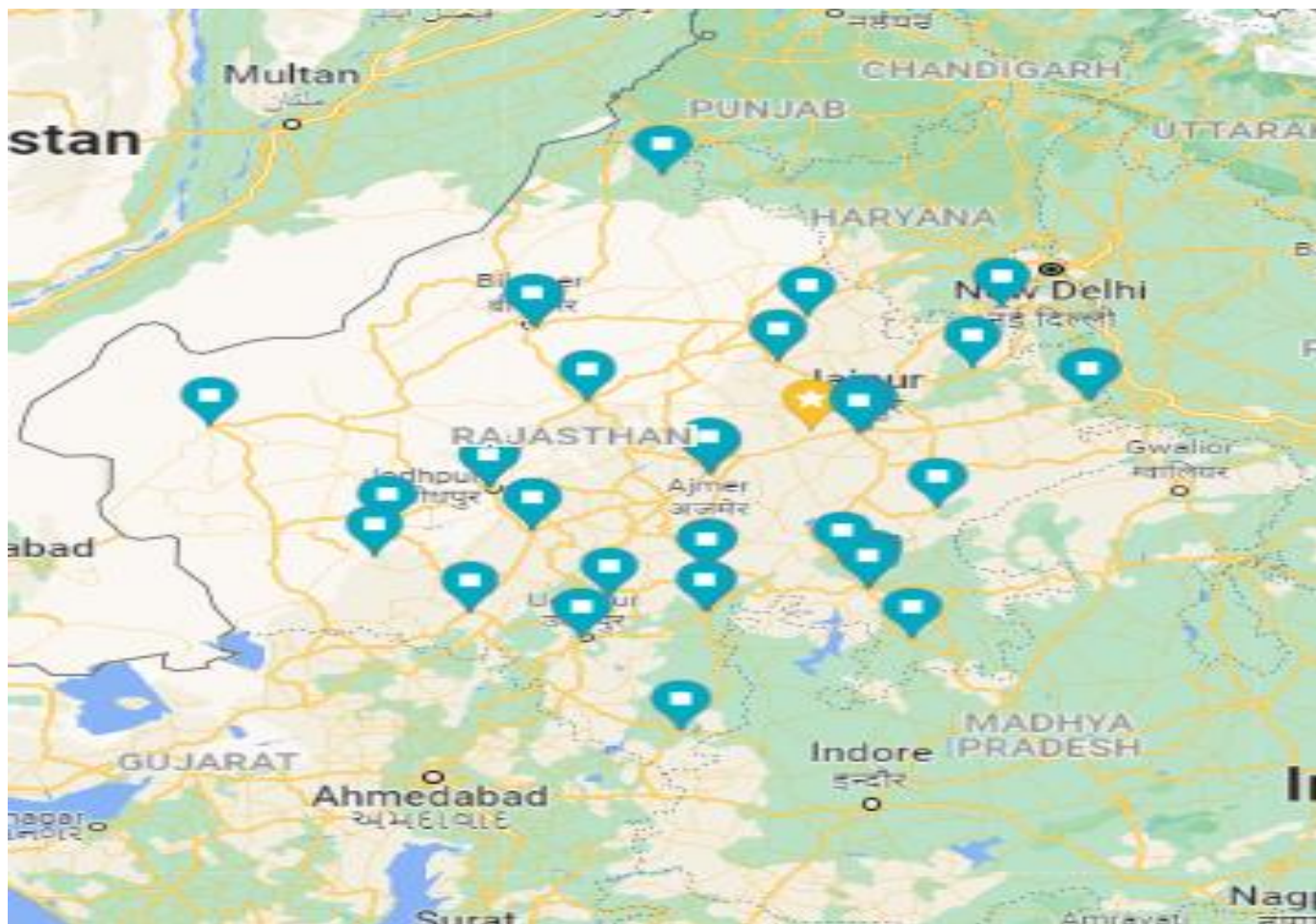


Image-1: Noise Monitoring Network in Rajasthan

Observations & Interpretation: -

It has been observed that at all places, major activities/noise generation sources during monitoring on Deepawali festival were firecracker bursting, community activities and traffic/vehicular movement. City-wise detail is given as:



Rajasthan State Pollution Control Board Deepawali Festival Noise Monitoring Report - 2024



Ajmer

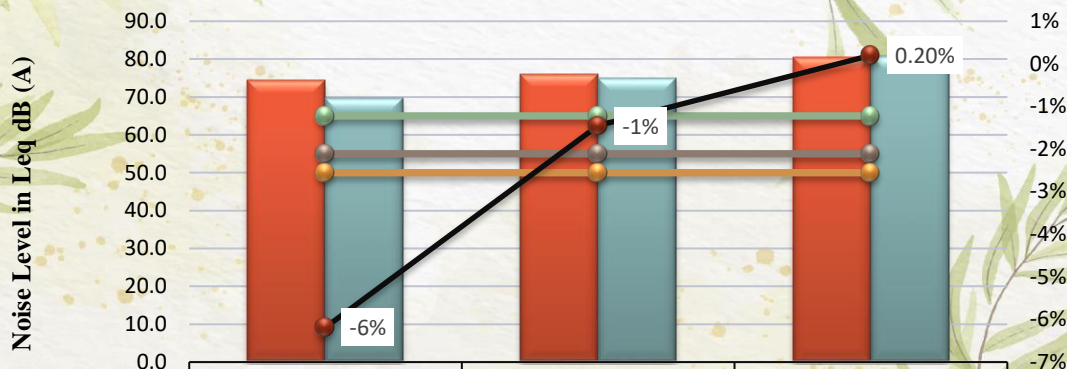
In Ajmer city, Noise level monitoring was carried out at three locations namely- Kutchery Road, (Commercial), Anand puri Dholabhata, (Residential Zone) and Satellite Hospital Adarsh Nagar, (Silence Zone).

S.No.	Name of the Station	GPS coordinates of the location	Day/ Night	Pre-Deepawali Day		On Deepawali	
				(All values are in Leq dB(A))			
				2023	2024	2023	2024
1.	Kutchery Road (C)	26°27'47"N 74°38'18"E	Day Time	69.7	65.2	74.4	69.8
			Night Time	64.3	60.7	76.4	73.2
2.	Satellite Hospital Adarsh Nagar (S)	26°41'86.48"N 74°65'51.12"E	Day Time	62.9	61.1	76.0	74.9
			Night Time	58.1	62.6	79.8	77.1
3.	Anand puri Dholabhata (R)	26°43'87.86"N 74°65'70.87"E	Day Time	60.7	77.5	80.6	80.8
			Night Time	58.5	53.3	81.4	88.8
Area Designation: (C) – Commercial, (R) – Residential, (S) – Silence							
Prescribed Standards in Leq dB: (C) – 65 (Day time) 55 (Night time); (R) - 55 (Day time) 45 (Night time) and (S) - 50 (Day time) 40 (Night time)							
Day Time – 18:00 hrs to 22:00 hrs and Night Time – 22:00 hrs to 24:00 hrs							

On Deepawali Day, in comparison to 2023, the noise level in Leq dB (A) during day and night time in 2024 has decreased at all monitoring locations except at Anand puri Dholabhata, (Residential) during day time and night time.

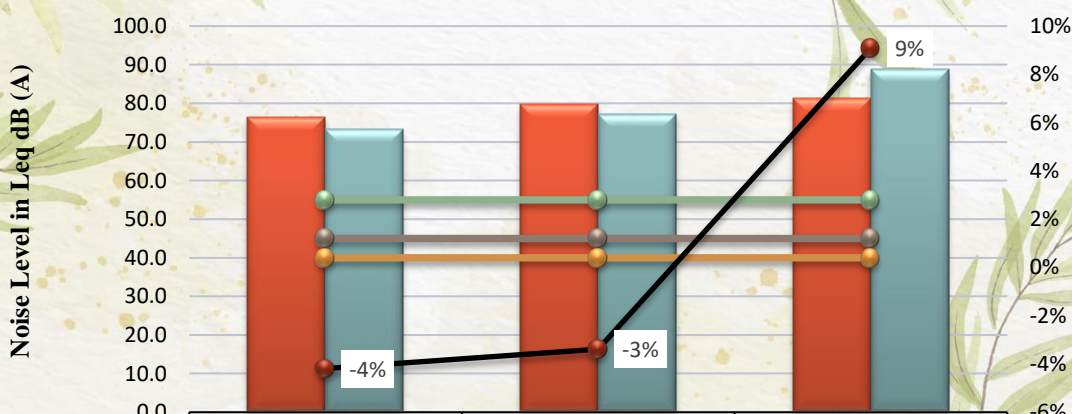
On Deepawali Day, in comparison to 2023, the highest percentage reduction in noise level i.e. 6% has been observed at Kutchery Road (Commercial) during day time and highest percentage increment in noise level i.e. 9% has also been observed at Anand puri Dholabhata (Residential) during night time.

Noise Level in Leq dB(A) in Ajmer on Deepawali day during Day time



	Kutchery Road, Ajmer (Commercial)	Satellite Hospital Adarsh Nagar, Ajmer (Silence)	Anand puri Dholabhata, Ajmer (Residential)
2023 (Deepawali day)	74.4	76.0	80.6
2024 (Deepawali day)	69.8	74.9	80.8
Standard for residential zone	55	55	55
Standard for commercial zone	65	65	65
Standard for silent zone	50	50	50
% Increase (Comparison from 2023)	-6%	-1%	0.20%

Noise Level in Leq dB(A) in Ajmer on Deepawali day during Night time



	Kutchery Road (Commercial)	Satellite Hospital, Adarsh Nagar (Silence)	Anand Puri, Dholabhata (Residential)
2023 (Deepawali Night)	76.4	79.8	81.4
2024 (Deepawali Night)	73.2	77.1	88.8
Standard for residential zone	45	45	45
Standard for commercial zone	55	55	55
Standard for silent zone	40	40	40
% Increase (Comparison from 2023)	-4%	-3%	9%



Rajasthan State Pollution Control Board

Deepawali Festival Noise Monitoring Report - 2024



Alwar

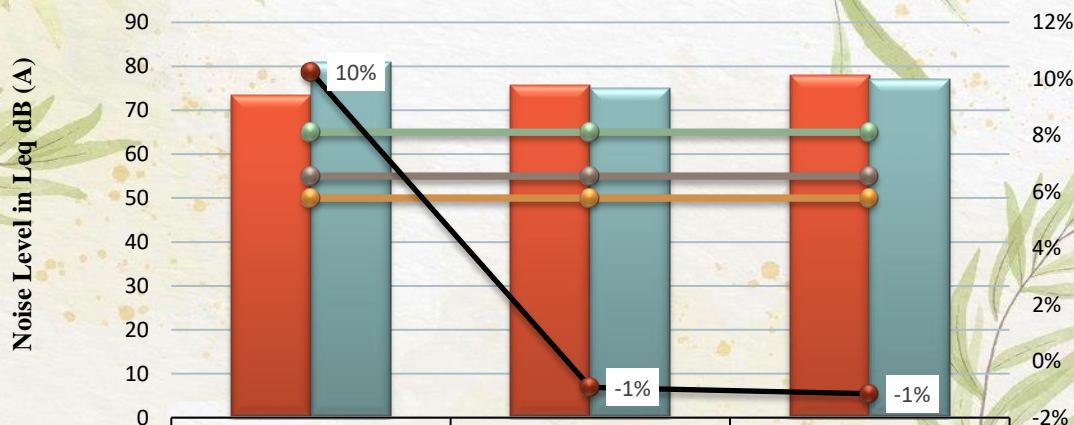
In Alwar city, Noise level monitoring was carried out at three locations namely- Kala Kuan (Residential), General Hospital (Silence) and Hope Circus (Commercial).

S.No.	Name of the Station	GPS coordinates of the location	Day/ Night	Pre-Deepawali Day		On Deepawali	
				(All values are in Leq dB(A))			
				2023	2024	2023	2024
1.	Kala Kuan (R)	27°32'39.7"N 76°35'57.5"E	Day Time	57.2	61.5	73.3	80.8
			Night Time	50.1	56.0	68.4	81.2
2.	Hope Circus (C)	27°33'59.5"N 76°36'18.0"E	Day Time	66.0	62.4	75.6	74.9
			Night Time	74.4	54.4	75.8	79.3
3.	General Hospital (S)	27°33'44.2"N 76°36'36.9"E	Day Time	59.5	57.8	78.0	77.1
			Night Time	61.1	53.9	65.7	77.5
Area Designation: (C) – Commercial, (R) – Residential, (S) – Silence							
Prescribed Standards in Leq dB: (C) – 65 (Day time) 55 (Night time); (R) - 55 (Day time) 45 (Night time) and (S) - 50 (Day time) 40 (Night time)							
Day Time – 18:00 hrs to 22:00 hrs and Night Time – 22:00 hrs to 24:00 hrs							

On Deepawali Day, in comparison to 2023, the noise level in Leq dB (A) in 2024 has increase at all locations during day time and Night time except at Hope Circus (Commercial) during day time and General Hospital (Silence) during day time.

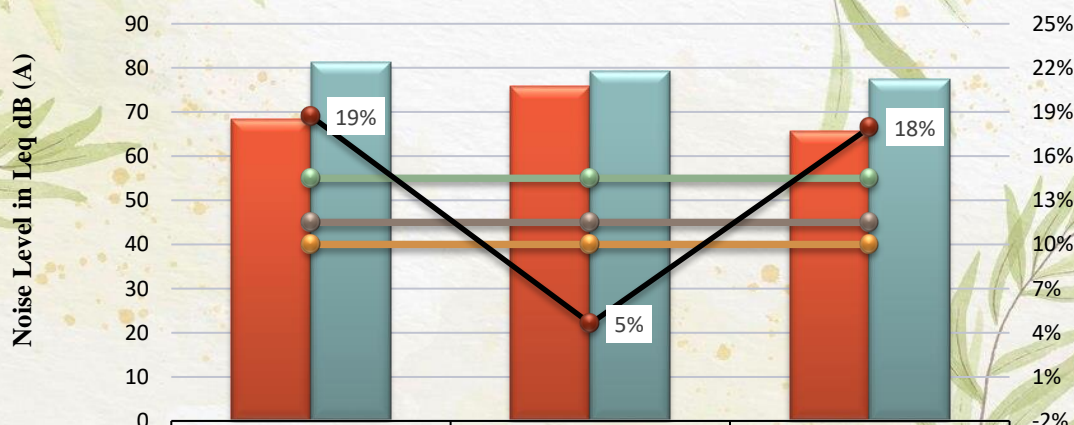
On Deepawali Day, in comparison to 2023, the highest percentage reduction in noise level i.e. 1% has been observed at Hope Circus (Commercial) during day time and General Hospital (Silence) during day time while highest percentage increment in noise level i.e. 19% & 18% has been observed at Kala Kuan (Residential) and General Hospital (Silence) during night time respectively.

Noise Level in Leq dB(A) in Alwar on Deepawali day during Day time



	Kala Kuan, Alwar (R)	Hope Circus, Alwar (C)	General Hospital, Alwar (S)
2023 (Deepawali day)	73.3	75.6	78
2024 (Deepawali day)	80.8	74.9	77.1
Standard for Residential zone	55	55	55
Standard for commercial zone	65	65	65
standard for silence zone	50	50	50
% Increase (Comparson from 2023)	10%	-1%	-1%

Noise Level in Leq dB(A) in Alwar on Deepawali day during Night time



	Kala Kuan, Alwar (R)	Hope Circus, Alwar (C)	General Hospital, Alwar (S)
2023 (Deepawali Night)	68.4	75.8	65.7
2024 (Deepawali Night)	81.2	79.3	77.5
Standard for Residential zone	45	45	45
Standard for commercial zone	55	55	55
standard for silence zone	40	40	40
% Increase (Comparson from 2023)	19%	5%	18%



Rajasthan State Pollution Control Board

Deepawali Festival Noise Monitoring Report - 2024



Balotra

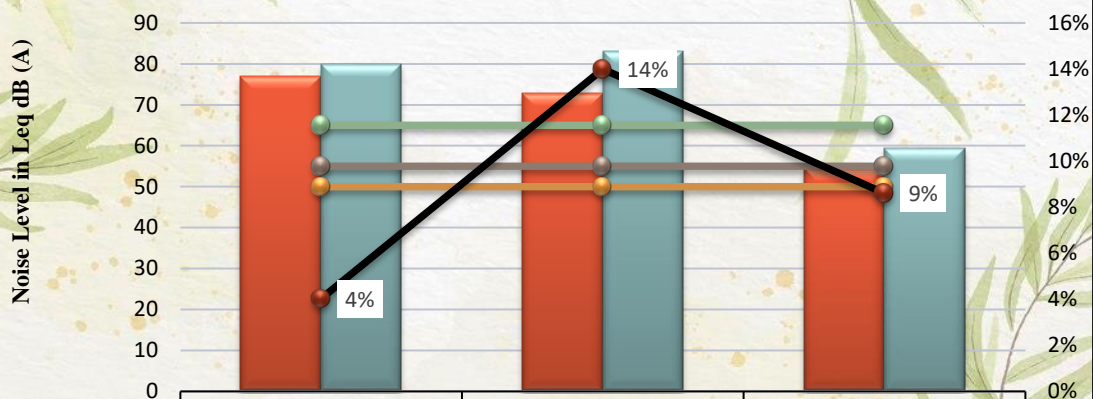
In Balotra city, Noise level monitoring was carried out at three locations namely- RO Office, Balotra (Residential), Jeetmal Harish Kumar Upper Primary School no. 2 (Silence zone) and Bell Tower near 1st Railway Crossing (Commercial).

S.No.	Name of the Station	GPS coordinates of the location	Day/ Night	Pre-Deepawali Day		On Deepawali	
				(All values are in Leq dB(A))			
				2023	2024	2023	2024
1.	Bell Tower, Near 1st Railway Crossing (C)	25°49'46.73"N 72°14'46.08"E	Day Time	74.1	77.4	76.9	80.0
			Night Time	68.6	72.5	76.4	82.0
2.	Jeetmal Harish Kumar Upper Primary School no. 2 (S)	25°38'36.92"N 72°23'56.36"E	Day Time	60.5	50.1	72.9	83.1
			Night Time	51.9	45.0	86.6	79.7
3.	RO Office, Balotra (R)	25°81'28.99"N 72°23'63.02"E	Day Time	54.9	54.6	54.6	59.3
			Night Time	48.0	51.5	60.2	62.3
Area Designation: (C) – Commercial, (R) – Residential, (S) – Silence							
Prescribed Standards in Leq dB: (C) – 65 (Day time) 55 (Night time); (R) - 55 (Day time) 45 (Night time) and (S) - 50 (Day time) 40 (Night time)							
Day Time – 18:00 hrs to 22:00 hrs and Night Time – 22:00 hrs to 24:00 hrs							

On Deepawali Day 2024, in comparison to 2023, the percentage of noise level in Leq dB (A) has increased at all locations except at Jeetmal Harish Kumar Upper Primary School no. 2 (Silence) during night time.

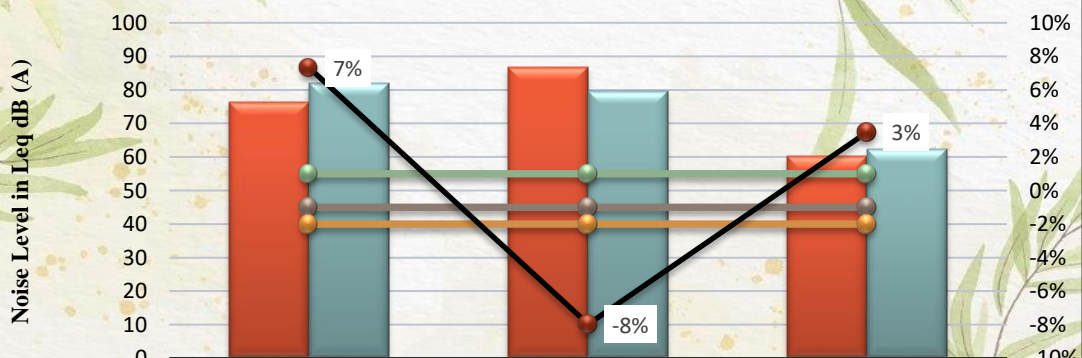
On Deepawali Day 2024, in comparison to 2023, the highest percentage reduction in noise level i.e. 8% has been observed at Jeetmal Harish Kumar Upper Primary School no. 2 (Silence) during night time. Highest percent increment in noise level i.e. 14% has been observed at Jeetmal Harish Kumar Upper Primary School no. 2 (Silence) during day time.

Noise Level in Leq dB(A) in Balotra on Deepawali day during Day time



	Bell Tower, Near 1st Railway Crossing (Commercial)	Jeetmal Harish kumar Upper Primary School No.2 (Silence)	RO office, Balotra (Residential)
2023 (Deepawali day)	76.9	72.9	54.6
2024 (Deepawali day)	80	83.1	59.3
Standard for residential zone	55	55	55
Standard for commercial zone	65	65	65
standard for silence zone	50	50	50
% Increase (Comparson from 2023)	4%	14%	9%

Noise Level in Leq dB(A) in Balotra on Deepawali during Night time



	Bell Tower, Near 1st Railway Crossing (Commercial)	Jeetmal Harish kumar Upper Primary School No.2 (Silence)	RO office, Balotra (Residential)
2023 (Deepawali night)	76.4	86.6	60.2
2024 (Deepawali night)	82	79.7	62.3
Standard for Residential zone	45	45	45
Standard for commercial zone	55	55	55
standard for silent zone	40	40	40
% Increase (Comparson from 2023)	7%	-8%	3%



Rajasthan State Pollution Control Board

Deepawali Festival Noise Monitoring Report - 2024

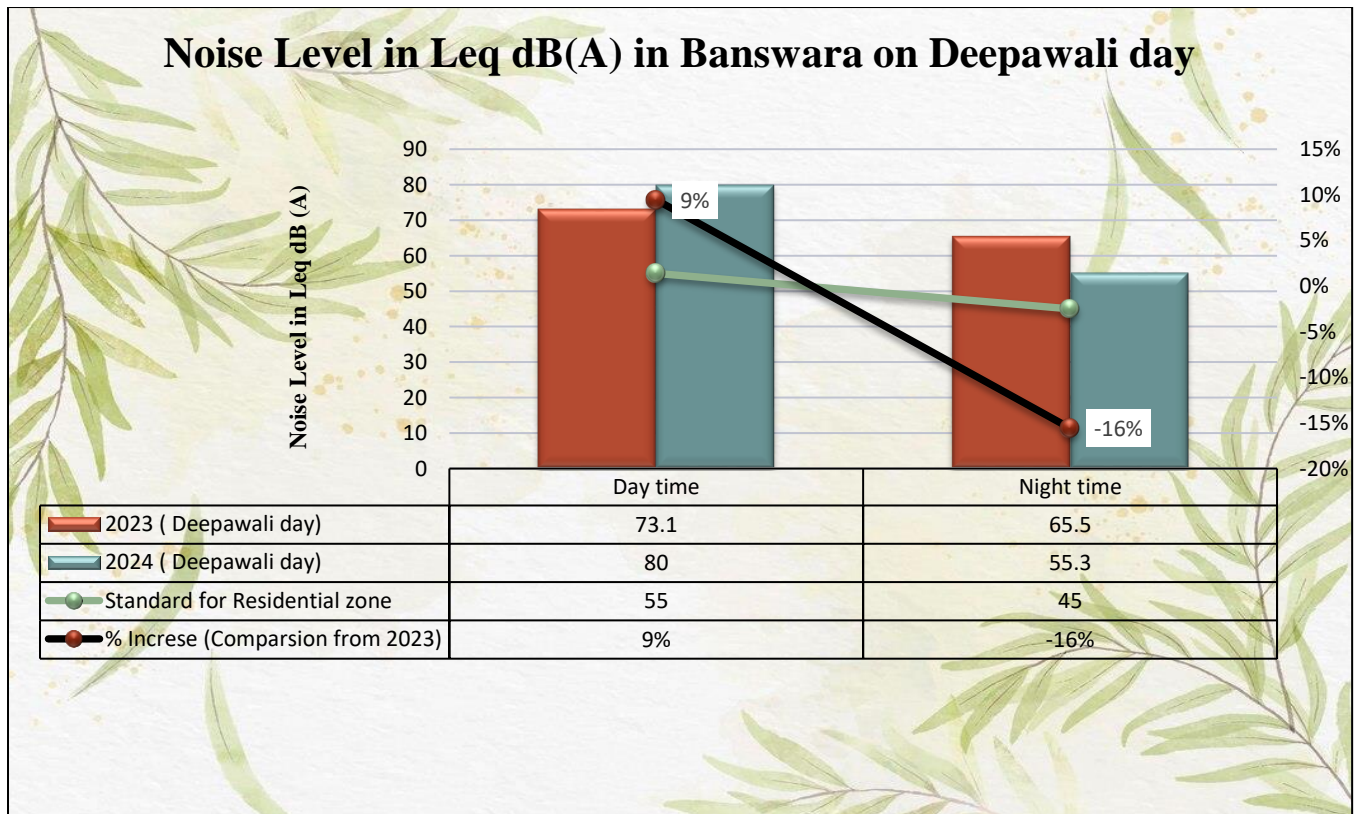


Banswara

In Banswara, Noise level monitoring was carried out at one location, namely- Housing Board Colony near Rara Avis Hotel, Pratap Circle (Residential).

S. No.	Name of the Station	GPS coordinates of the location	Day/ Night	Pre-Deepawali Day		On Deepawali	
				(All values are in Leq dB(A))			
				2023	2024	2023	2024
1.	Housing Board Colony, Nr. Rara Avis Hotel, Pratap Circle (R)	23°55'84.78"N 74°42'92.15"E	Day Time	59.5	65.6	73.1	80.0
			Night Time	56.8	54.2	65.5	55.3
Area Designation: (R) – Residential							
Prescribed Standards in Leq dB: (R) - 55 (Day time) 45 (Night time)							
Day Time – 18:00 hrs to 22:00 hrs and Night Time – 22:00 hrs to 24:00 hrs							

On Deepawali Day 2024, in comparison to 2023, the percentage of noise level in Leq dB (A) in 2024 has been increased by 9% during day time while decreased by 16% during night time.





Rajasthan State Pollution Control Board
Deepawali Festival Noise Monitoring Report - 2024



Bharatpur

In Bharatpur city, Noise level monitoring was carried out at two locations namely- Regional Office, RSPCB, (Residential) and RBM Hospital, (Silence).

S.No.	Name of the Station	GPS coordinates of the location	Day/ Night	Pre-Deepawali Day		On Deepawali	
				(All values are in Leq dB(A))			
				2023	2024	2023	2024
1.	RBM Hospital (S)	27°22'17.4"N 77°50'77.0"E	Day Time	61.5	66.3	74.4	78.2
			Night Time	63.5	63.2	67.3	66.6
2.	Khadi Gramoday Samiti, Heeradas (C)	-	Day Time	62.5	-	78.0	-
			Night Time	58.2	-	66.0	-
3.	Regional Office, RSPCB, Bharatpur (R)	27°22'98.1"N 77°47'86.5"E	Day Time	55.4	56.2	66.1	70.0
			Night Time	53.6	53.0	57.0	66.3
Area Designation: (C) – Commercial, (R) – Residential, (S) – Silence							
Prescribed Standards in Leq dB: (C) – 65 (Day time) 55 (Night time); (R) - 55 (Day time) 45 (Night time) and (S) - 50 (Day time) 40 (Night time)							
Day Time – 18:00 hrs to 22:00 hrs and Night Time – 22:00 hrs to 24:00 hrs							

On Deepawali day 2024, in comparison to 2023, the noise level in Leq dB(A) has been increased at all locations except RBM Hospital (Silence) during night time.

On Deepawali day 2024, in comparison to 2023 highest percentage reduction in noise level i.e. 1% has been observed at RBM Hospital (Silence) during night time and highest percentage increment in noise level i.e. 16% has been observed at Regional Office, RSPCB (Residential) during night time.

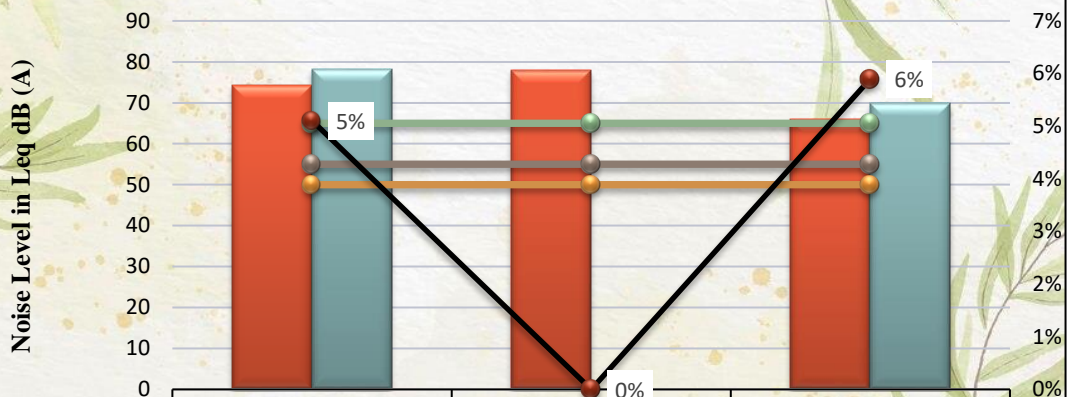


Rajasthan State Pollution Control Board

Deepawali Festival Noise Monitoring Report - 2024

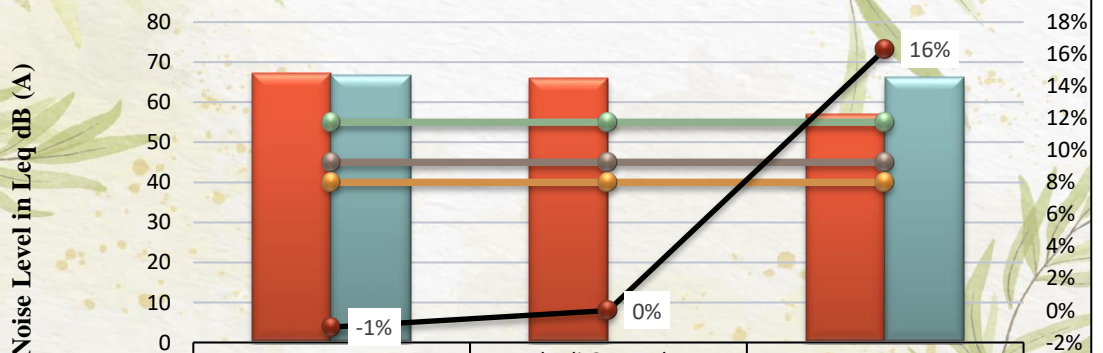


Noise Level in Leq dB(A) in Bharatpur on Deepawali day during Day time



	RBM Hospital (Silence)	Khadi Gramoday samiti, Heeradas (Commercial)	Regional Office, RSPCB, (Residential)
2023 (Deepawali day)	74.4	78	66.1
2024 (Deepawali day)	78.2	0	70
Standard for Residential zone	55	55	55
Standard for commercial zone	65	65	65
standard for silence zone	50	50	50
% Increase (Comparson from 2023)	5%	0%	6%

Noise Level in Leq dB(A) in Bharatpur on Deepawali day during Night time



	RBM Hospital (Silence)	Khadi Gramoday samiti, Heeradas (Commercial)	Regional Office, RSPCB, (Residential)
2023 (Deepawali Night)	67.3	66	57
2024 (Deepawali Night)	66.6	0	66.3
Standard for Residential zone	45	45	45
Standard for commercial zone	55	55	55
standard for silent zone	40	40	40
% Increase (Comparson from 2023)	-1%	0%	16%



Rajasthan State Pollution Control Board Deepawali Festival Noise Monitoring Report - 2024



Bhilwara

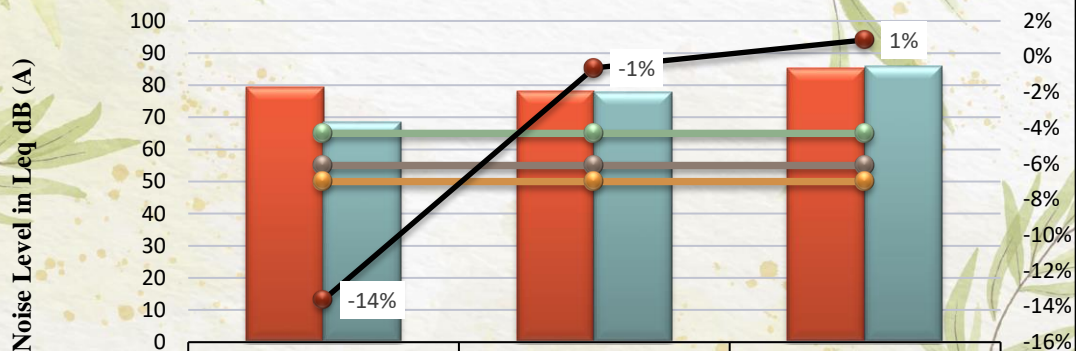
In Bhilwara city, Noise level monitoring was carried out at three locations, namely- Near C-209, Azad Nagar, (Residential), Near Kumbha Circle, Azad Nagar, (Commercial) and Porwal Hospital, Love Garden Road, R C Vyas Colony, (Silence).

S.No.	Name of the Station	GPS Coordinates of the location	Day/ Night	Pre-Deepawali Day		On Deepawali	
				(All values are in Leq dB(A))			
				2023	2024	2023	2024
1.	Porwal Hospital, Love Garden Road, R C Vyas Colony (S)	25°36'40.2"N 74°64'69.4"E	Day Time	63.6	62.4	79.3	68.5
			Night Time	58.7	59.9	82.9	74.2
2.	Near C-209, Azad Nagar (R)	25°33'67.0"N 74°61'81.6"E	Day Time	58.5	57.4	78.2	77.7
			Night Time	47.3	51.2	81.9	78.9
3.	Near Kumbha Circle, Azad Nagar (C)	25°33'63.9"N 74°62'33.7"E	Day Time	71.9	72.1	85.1	85.9
			Night Time	65.9	66.6	88.6	85.8
Area Designation: (C) – Commercial, (R) – Residential, (S) – Silence							
Prescribed Standards in Leq dB: (C) – 65 (Day time) 55 (Night time); (R) - 55 (Day time) 45 (Night time) and (S) - 50 (Day time) 40 (Night time)							
Day Time – 18:00 hrs to 22:00 hrs and Night Time – 22:00 hrs to 24:00 hrs							

On Deepawali Day 2024, in comparison to 2023, the noise level in Leq dB (A) has decreased at all monitoring locations during day and night time except at near Kumbha Circle, Azad Nagar, (Commercial) during day time.

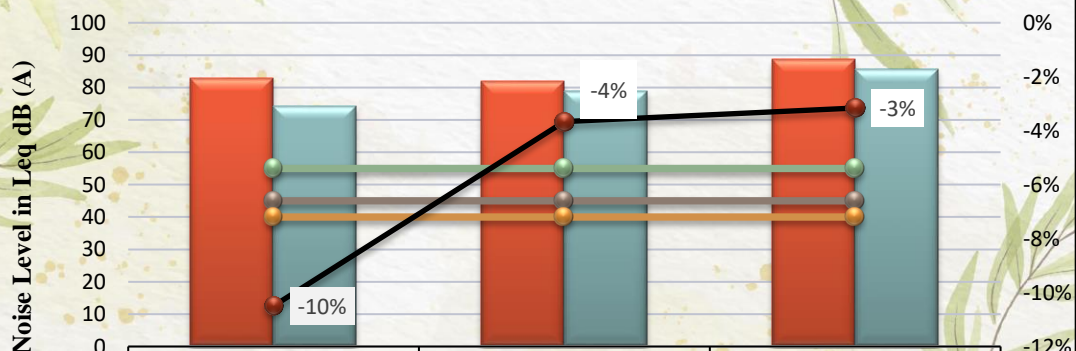
On Deepawali Day 2024, in comparison to 2023, the highest reduction in noise level i.e. 14% has been observed at Porwal Hospital, Love Garden Road, R C Vyas Colony, (Silence) during day time and only percentage increment in noise level i.e. 1% has been observed at Near Kumbha Circle, Azad Nagar (Commercial) during day time.

Noise Level in Leq dB(A) in Bhilwara on Deepawali day during Day time



	Porwal Hospital Love Garden Road, RC Vyas Colony, Bhilwara (Silent Zone)	Near C-209, Azad Nagar, Bhilwara (Residential)	Near Kumbha Circle, Azad Nagar, Bhilwara (Commercial)
2023 (Deepawali day)	79.3	78.2	85.1
2024 (Deepawali day)	68.5	77.7	85.9
Standard for residential zone	55	55	55
Standard for commercial zone	65	65	65
Standard for silent zone	50	50	50
% Increase (Comparison from 2023)	-14%	-1%	1%

Noise Level in Leq dB(A) in Bhilwara on Deepawali day during Night time



	Porwal Hospital Love Garden Road, RC Vyas Colony, Bhilwara (Silent Zone)	Near C-209, Azad Nagar, Bhilwara (Residential)	Near Kumbha Circle, Azad Nagar, Bhilwara (Commercial)
2023 (Deepawali Night)	82.9	81.9	88.6
2024 (Deepawali Night)	74.2	78.9	85.8
Standard for residential zone	45	45	45
Standard for commercial zone	55	55	55
Standard for silent zone	40	40	40
% Increase (Comparison from 2023)	-10%	-4%	-3%



Rajasthan State Pollution Control Board Deepawali Festival Noise Monitoring Report - 2024



Bhiwadi

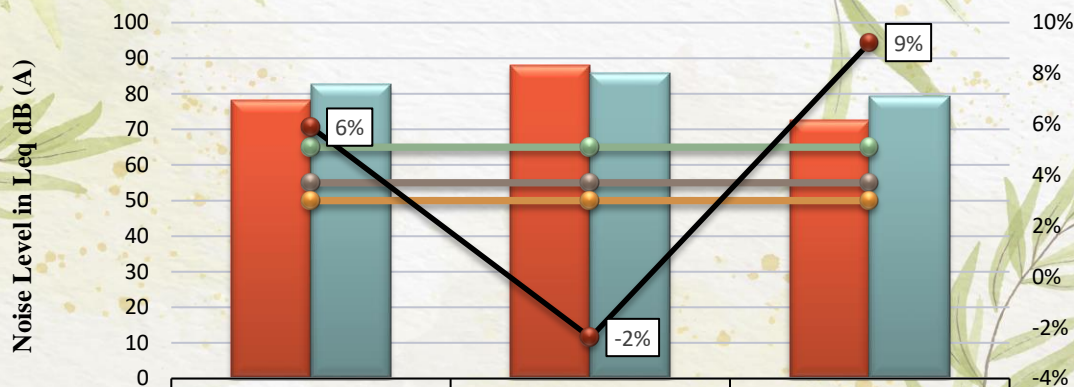
In Bhiwadi city, Noise level monitoring was carried out at three locations namely-Ashiana Garden Society (Residential), Star Hospital (Silence) and Central Market (Commercial).

S.No.	Name of the Station	GPS coordinates of the location	Day/ Night	Pre-Deepawali Day		On Deepawali	
				(All values are in Leq dB(A))			
				2023	2024	2023	2024
1.	Ashiana Garden Society (R)	28°11'24.6"N 76°49'04.7"E	Day Time	66.4	60.3	78.1	82.7
			Night Time	51.4	54.5	61.9	81.0
2.	Central Market (C)	28°12'39.6"N 76°50'10.7"E	Day Time	76.8	71.8	88.0	85.9
			Night Time	58.2	71.0	66.1	72.2
3.	Star Hospital (S)	28°12'25.9"N 76°49'45.8"E	Day Time	62.2	61.8	72.7	79.4
			Night Time	61.2	58.7	68.9	72.1
Area Designation: (C) – Commercial, (R) – Residential, (S) – Silence							
Prescribed Standards in Leq dB: (C) – 65 (Day time) 55 (Night time); (R) - 55 (Day time) 45 (Night time) and (S) - 50 (Day time) 40 (Night time)							
Day Time – 18:00 hrs to 22:00 hrs and Night Time – 22:00 hrs to 24:00 hrs							

On Deepawali Day 2024, in comparison to 2023, the noise level in Leq dB (A) has increased at all monitoring locations except at Central market (Commercial) during day time.

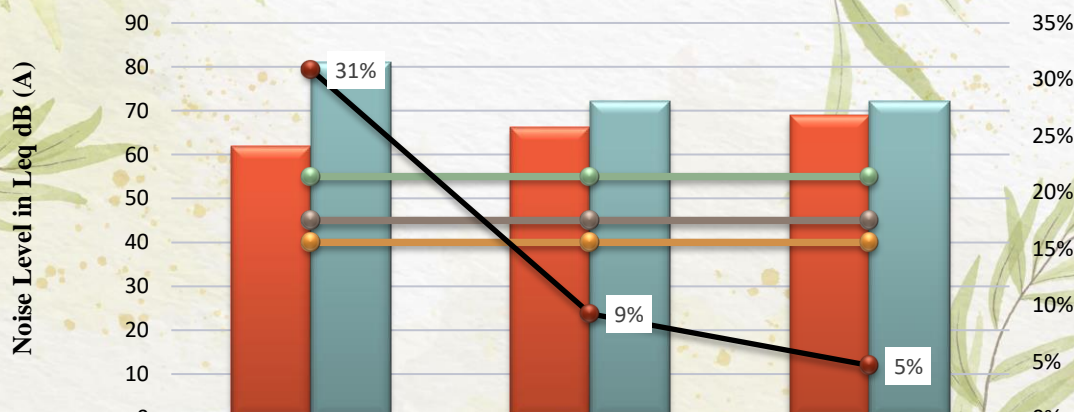
On Deepawali Day 2024, in comparison to 2023, the highest percentage reduction in noise level i.e. 2 % has been observed at Central Market (Commercial) during day time while highest percentage increment in noise level i.e.31% has been observed at Ashiana Garden Society (Residential) during night time.

Noise Level in Leq dB(A) in Bhiwadi on Deepawali day during Day time



	Ashiana Garden Society, Bhiwadi (R)	Central Market, Bhiwadi (C)	Star Hospital, Bhiwadi (S)
2023 (Deepawali day)	78.1	88	72.7
2024 (Deepawali day)	82.7	85.9	79.4
Standard for Residential zone	55	55	55
Standard for commercial zone	65	65	65
standard for silence zone	50	50	50
% Increase (Comparision from 2023)	6%	-2%	9%

Noise Level in Leq dB(A) in Bhiwadi on Deepawali day during Night time



	Ashiana Garden Society, Bhiwadi (R)	Central Market, Bhiwadi (C)	Star Hospital, Bhiwadi (S)
2023 (Deepawali Night)	61.9	66.1	68.9
2024 (Deepawali Night)	81	72.2	72.1
Standard for Residential zone	45	45	45
Standard for commercial zone	55	55	55
standard for silence zone	40	40	40
% Increase (Comparision from 2023)	31%	9%	5%



Rajasthan State Pollution Control Board Deepawali Festival Noise Monitoring Report - 2024



Bikaner

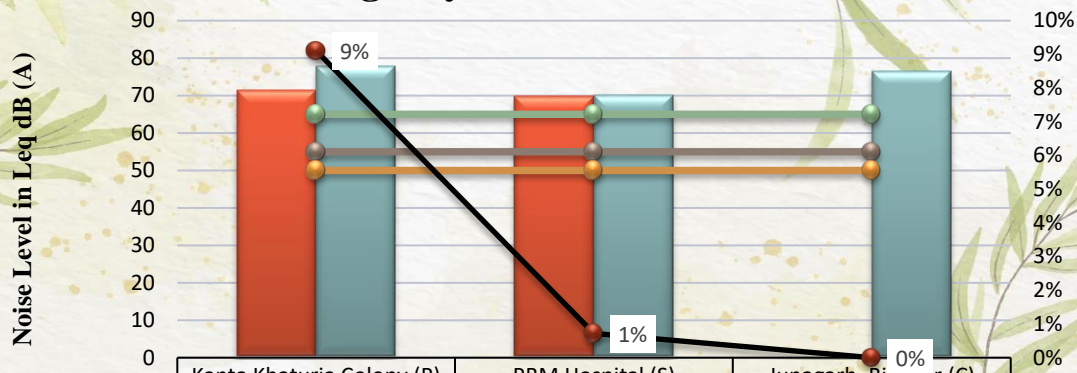
In Bikaner city, Noise level monitoring was carried out at three locations namely- Kanta Kathuria Colony (Residential Zone), PBM Hospital (Silence Zone) and Junagarh (Commercial).

S.No.	Name of the Station	GPS co-ordinates of the location	Day/ Night	Pre-Deepawali Day		On Deepawali	
				(All values are in Leq dB(A))			
				2023	2024	2023	2024
1.	Kanta Khaturia Colony (R)	28°01'11.8"N 73°19'07.9"E	Day Time	58.3	67.2	71.4	77.9
			Night Time	52.7	59.5	76.7	83.7
2.	PBM Hospital (S)	28°00'29.8"N 73°19'49.1"E	Day Time	64.9	68.3	69.7	70.2
			Night Time	69.3	66.9	72.9	72.1
3.	Junagarh (C)	28°00'20.6"N 73°20'56.3"E	Day Time	75.1	72.6	-	76.5
			Night Time	69.3	69.8	-	77.4
- Data not available due to instrument failure.							
Area Designation: (C) – Commercial, (R) – Residential, (S) – Silence							
Prescribed Standards in Leq dB: (C) – 65 (Day time) 55 (Night time); (R) - 55 (Day time) 45 (Night time) and (S) - 50 (Day time) 40 (Night time)							
Day Time – 18:00 hrs to 22:00 hrs and Night Time – 22:00 hrs to 24:00 hrs							

On Deepawali Day 2024, in comparison to 2023, the noise level in Leq dB(A) has been increased at all monitored locations during day and night time except PBM Hospital (Silence) during night time.

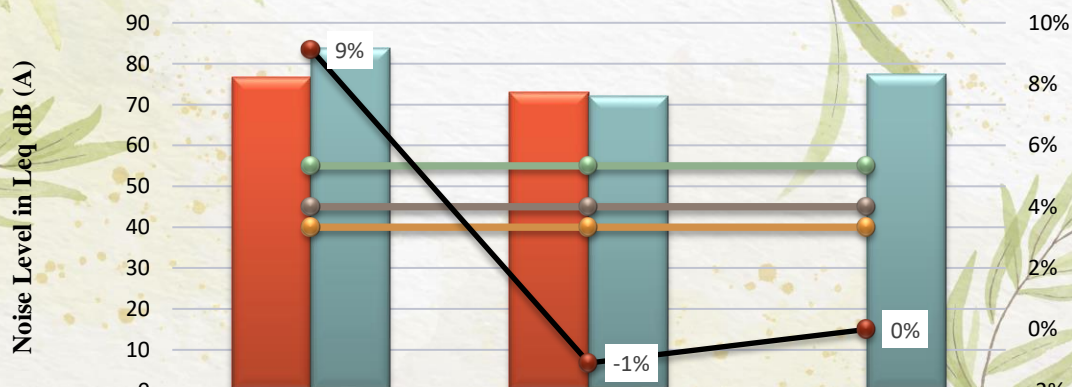
On Deepawali Day 2024, in comparison to 2023, the highest percentage increment in noise level i.e. 9 % has been observed at Kanta Khaturia Colony (Residential) during day time and night time.

Noise Level in Leq dB(A) in Bikaner on Deepawali day during Day time



	Kanta Khaturia Colony (R)	PBM Hospital (S)	Junagarh, Bikaner (C)
2023 (Deepawali day)	71.4	69.7	0
2024 (Deepawali day)	77.9	70.2	76.5
Standard for Residential zone	55	55	55
Standard for commercial zone	65	65	65
standard for silence zone	50	50	50
% Increase (Comparsion from 2023)	9%	1%	0%

Noise Level in Leq dB(A) in Bikaner on Deepawali day during Night time



	Kanta Khaturia Colony (R)	PBM Hospital (S)	Junagarh, Bikaner (C)
2023 (Deepawali Night)	76.7	72.9	0
2024 (Deepawali Night)	83.7	72.1	77.4
Standard for Residential zone	45	45	45
Standard for commercial zone	55	55	55
standard for silence zone	40	40	40
% Increase (Comparsion from 2023)	9%	-1%	0%



Rajasthan State Pollution Control Board

Deepawali Festival Noise Monitoring Report - 2024

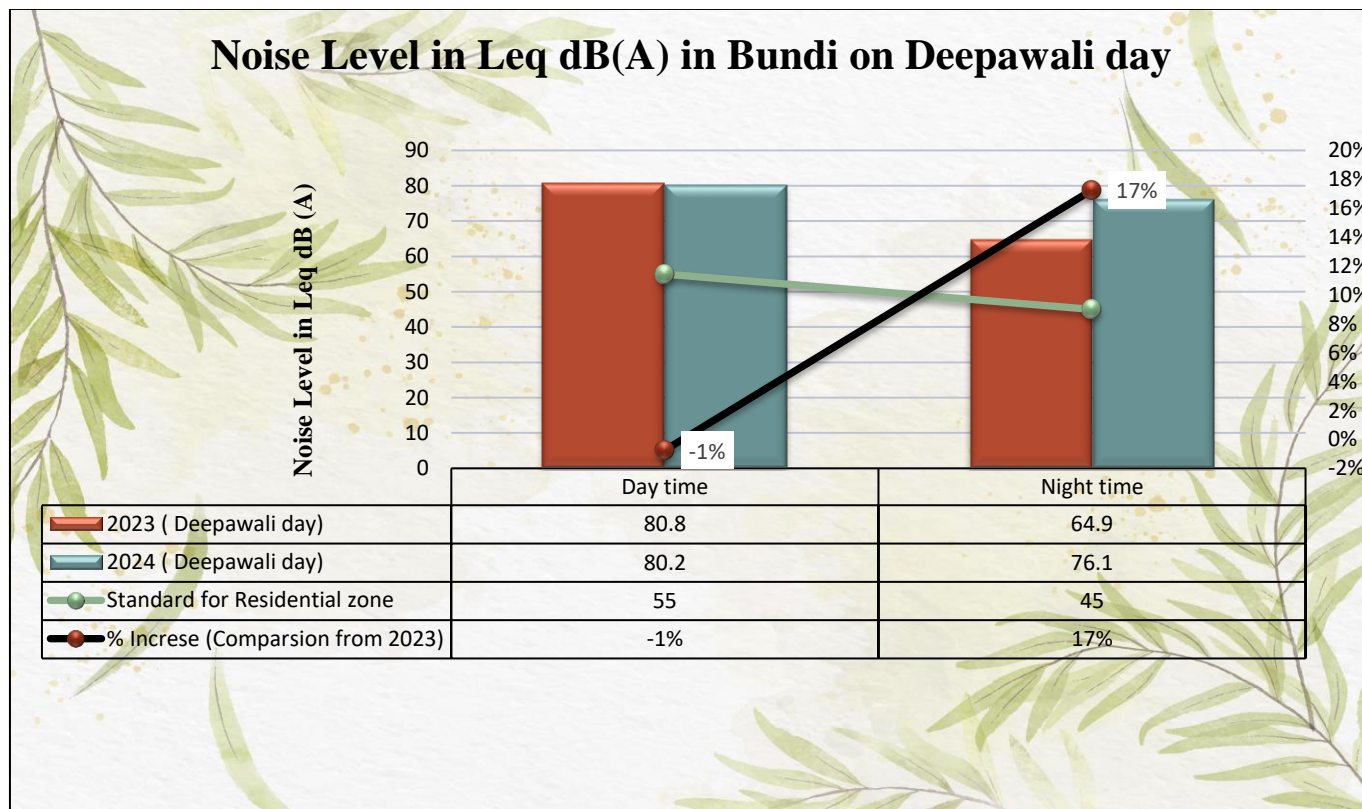


Bundi

In Bundi, Noise level monitoring was carried out at one location, namely- New Colony, Bundi (Residential).

S. No.	Name of the Station	GPS coordinates of the location	Day/ Night	Pre-Deepawali Day		On Deepawali	
				(All values are in Leq dB(A))			
				2023	2024	2023	2024
1.	New Colony (R)	25°43'43.4"N 75°64'51.5"E	Day Time	60.4	61.8	80.8	80.2
			Night Time	58.7	49.1	64.9	76.1
Area Designation: (R) – Residential							
Prescribed Standards in Leq dB: (R) - 55 (Day time) 45 (Night time)							
Day Time – 18:00 hrs to 22:00 hrs and Night Time – 22:00 hrs to 24:00 hrs							

On Deepawali Day 2024, in comparison to 2023, noise level in Leq dB (A) has been decreased during day time by 1% and increased during night time by 17%.





Rajasthan State Pollution Control Board
Deepawali Festival Noise Monitoring Report - 2024



Chittorgarh

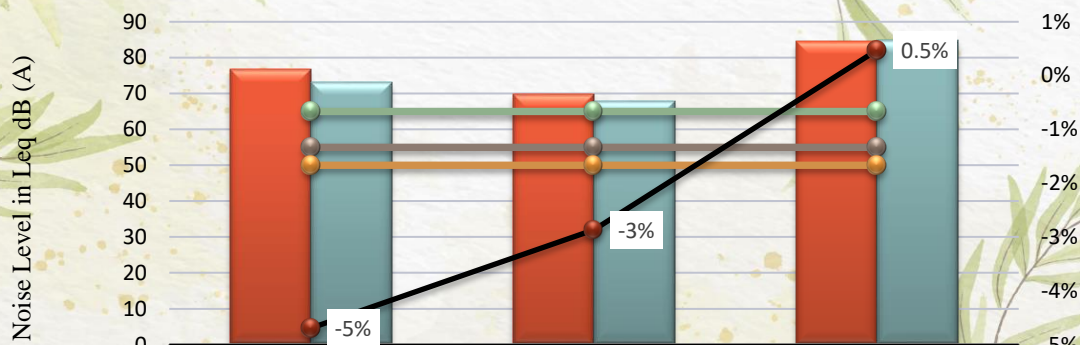
In Chittorgarh city, Noise level monitoring was carried out at three locations namely- Public Park, (Commercial), Near Home Guard Office, Kumbha Nagar (Residential) and District Hospital (Silence).

S.N o.	Name of the Station	GPS coordinates of the location	Day/ Night	Pre-Deepawali Day		On Deepawali	
				(All values are in Leq dB(A))			
				2023	2024	2023	2024
1.	Public Park (C)	24°88'95.2"N 74°63'59.1"E	Day Time	64.0	64.3	76.7	73.1
			Night Time	68.0	60.0	80.2	83.6
2.	District Hospital (S)	24°87'04.6"N 74°61'83.5"E	Day Time	51.6	54.0	69.8	67.8
			Night Time	53.7	66.4	69.7	68.4
3.	Near Home Guard Office, Kumbha Nagar (R)	24°88'53.0"N 74°61'93.9"E	Day Time	63.3	64.5	84.5	84.9
			Night Time	56.8	54.5	83.7	84.8
Area Designation: (C) – Commercial, (R) – Residential, (S) – Silence							
Prescribed Standards in Leq dB: (C) – 65 (Day time) 55 (Night time); (R) - 55 (Day time) 45 (Night time) and (S) - 50 (Day time) 40 (Night time)							
Day Time – 18:00 hrs to 22:00 hrs and Night Time – 22:00 hrs to 24:00 hrs							

On Deepawali day 2024, in comparison to 2023, the noise level in Leq dB (A) has been decreased at Public Park (Commercial) during day time and District Hospital (Silence) during day time and night time. The noise level in Leq dB (A) has been increased at Public Park (Commercial) during night time and Near Home Guard Office, Kumbha Nagar (Residential) during day time and night time.

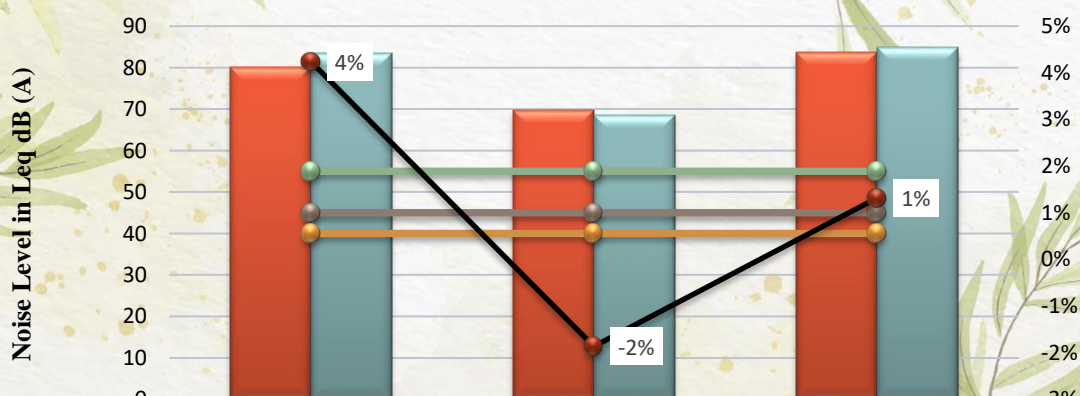
On Deepawali Day 2024, in comparison to 2023, the highest percentage reduction in noise level i.e. 5% has been observed at Public Park (Commercial) during day time while highest percentage increment in noise level i.e. 4% has also been observed at Public Park (Commercial) during night time.

Noise Level in Leq dB(A) in Chittorgarh on Deepawali day during Day time



	Public Park, Chittorgarh (C)	District Hospital (S)	Near Home Guard Office, Kumbha Nagar, Chittorgarh (R)
2023 (Deepawali day)	76.7	69.8	84.5
2024 (Deepawali day)	73.1	67.8	84.9
Standard for Residential zone	55	55	55
Standard for commercial zone	65	65	65
standard for silence zone	50	50	50
% Increase (Comparision from 2023)	-5%	-3%	0.5%

Noise Level in Leq dB(A) in Chittorgarh on Deepawali day during Night time



	Public Park, Chittorgarh (C)	District Hospital (S)	Near Home Guard Office, Kumbha Nagar, Chittorgarh (R)
2023 (Deepawali Night)	80.2	69.7	83.7
2024 (Deepawali Night)	83.6	68.4	84.8
Standard for Residential zone	45	45	45
Standard for commercial zone	55	55	55
standard for silence zone	40	40	40
% Increase (Comparision from 2023)	4%	-2%	1%



Rajasthan State Pollution Control Board

Deepawali Festival Noise Monitoring Report - 2024

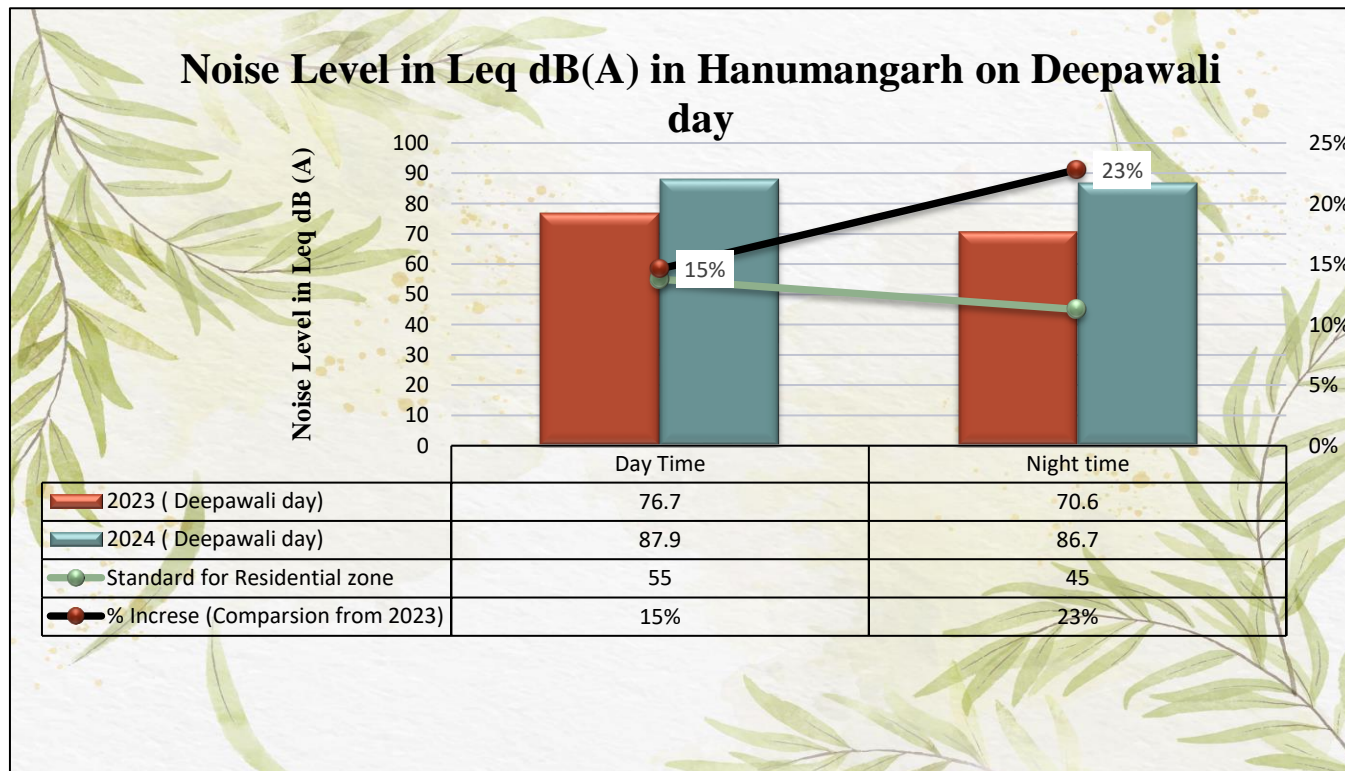


Hanumangarh

In Hanumangarh, Noise level monitoring was carried out at one location namely- Regional Office, RSPCB, Hanumangarh (Residential).

S.N o.	Name of the Station	GPS coordinates of the location	Day/ Night	Pre-Deepawali Day		On Deepawali	
				(All values are in Leq dB(A))			
				2023	2024	2023	2024
1.	Regional Office, RSPCB Hanumangarh (R)	29°62'05.0"N 74°29'42.4"E	Day Time	66.5	69.7	76.7	87.9
			Night Time	62.3	65.8	70.6	86.7
Area Designation: (R) – Residential							
Prescribed Standards in Leq dB: (R) - 55 (Day time) 45 (Night time)							
Day Time – 18:00 hrs to 22:00 hrs and Night Time – 22:00 hrs to 24:00 hrs							

On Deepawali Day 2024, in comparison to 2023, the percentage of noise level in Leq dB (A) has been increased during day time by 15% and during night time by 23%.





Rajasthan State Pollution Control Board Deepawali Festival Noise Monitoring Report - 2024



Jaipur

In Jaipur city, Noise level monitoring was carried out at eight locations namely - Gandhi Nagar (Residential), Jawahar Nagar (Residential), Raja Park (Commercial), Mansarovar (Commercial), SDM Hospital (Silence) and Civil Lines (Silence), VKIA (Industrial) and RIICO Sitapura (Industrial).

S.No.	Name of the Station	Day/ Night	Pre-Deepawali Day		On Deepawali	
			(All values are in Leq dB(A))			
			2023	2024	2023	2024
1.	Gandhi Nagar (R)	Day Time	60.9	60.9	72.6	72.3
		Night Time	52.3	51.1	80.8	83.4
2.	Jawahar Nagar (R)	Day Time	61.9	63.0	76.7	77.6
		Night Time	61.7	57.3	85.6	85.7
3.	Raja Park (C)	Day Time	60.3	58.5	62.4	82.5
		Night Time	52.9	57.6	70.7	74.1
4.	Mansarovar (C)	Day Time	65.2	58.8	72.1	77.4
		Night Time	52.6	69.1	72.5	82.3
5.	SDM Hospital (S)	Day Time	66.0	65.8	71.3	79.4
		Night Time	58.8	58.2	67.3	72.3
6.	Civil Lines (S)	Day Time	64.0	65.6	78.6	75.3
		Night Time	62.0	51.3	74.8	83.6
7.	VKIA (I)	Day Time	66.8	64.4	72.1	70.9
		Night Time	65.7	60.8	72.5	75.4
8.	Sitapura (I)	Day Time	62.9	61.6	66.5	65.2
		Night Time	55.9	54.6	60.6	64.1

Area Designation: (I) – Industrial, (C) – Commercial, (R) – Residential, (S) – Silence

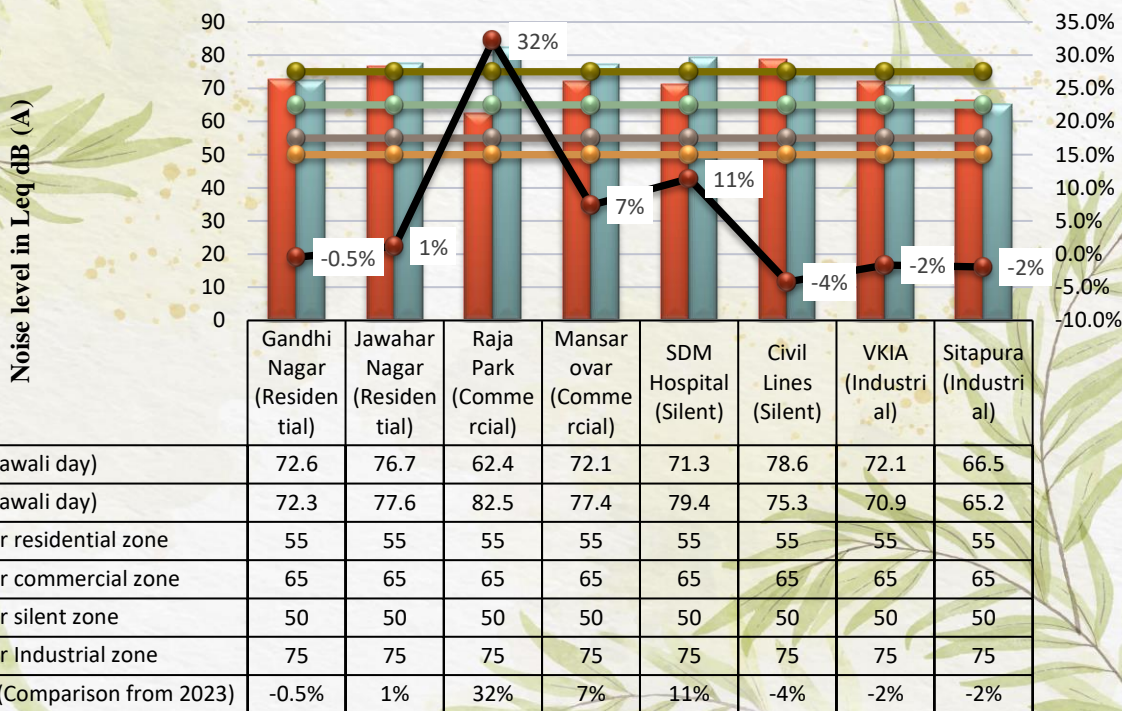
Prescribed Standards in Leq dB: (I) – 75 (Day time) 70 (Night time); (C) – 65 (Day time) 55 (Night time); (R) - 55 (Day time) 45 (Night time) and (S) - 50 (Day time) 40 (Night time)

Day Time – 18:00 hrs to 22:00 hrs and Night Time – 22:00 hrs to 24.00 hrs

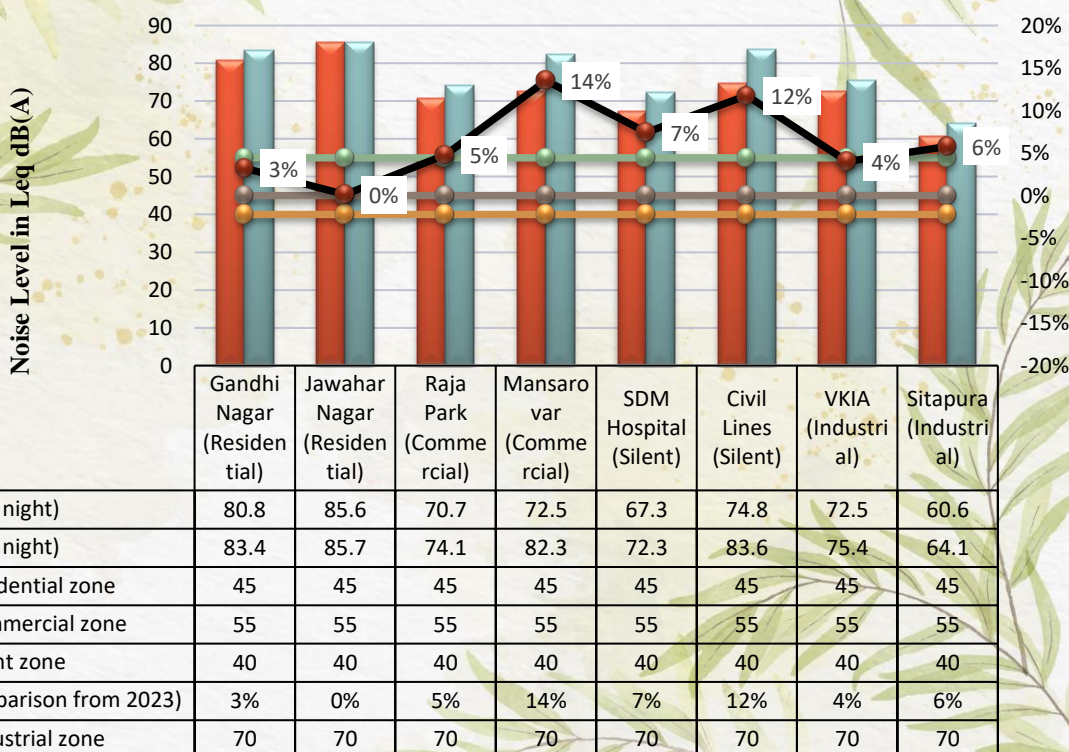
On Deepawali Day 2024 in comparison to 2023, it has been observed that the noise level in Leq dB (A) has been increased at all monitoring locations except Gandhi Nagar (Residential) during day time, Civil lines (Silence) during day time, Sitapura (Industrial) during day time and VKIA (Industrial) during day time.

On Deepawali Day 2024, in comparison to 2023, the highest percentage reduction of noise level i.e. 4% has been observed at Civil Lines (Silence) during Day time while highest percentage increment of noise level i.e 32 % has been observed at Rajapark (Commercial) during day time.

Noise Level in Leq dB (A) in Jaipur City on Deepawali day during Day time



Noise Level in Leq dB(A) in Jaipur City on Deepawali day during Night time





Rajasthan State Pollution Control Board

Deepawali Festival Noise Monitoring Report - 2024

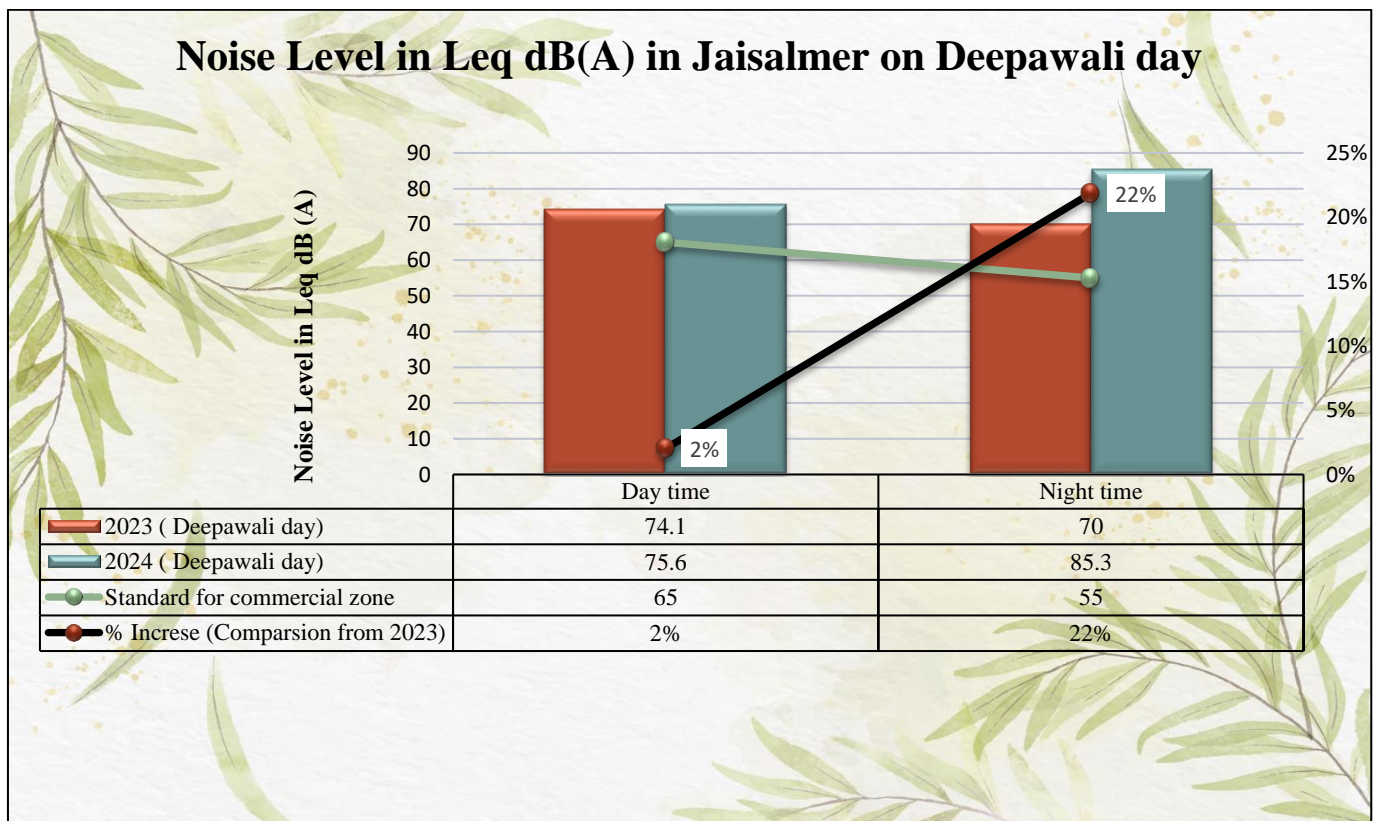


Jaisalmer

In Jaisalmer city, Noise level monitoring was carried out at one location namely Near Collectorate Office, Jaisalmer (Commercial).

S.No	Name of the Station	GPS coordinates of the location	Day/ Night	Pre-Deepawali Day		On Deepawali Day	
				(All values are in Leq dB(A))			
				2023	2024	2023	2024
1.	Near collectorate (C)	26°91'56.2"N 70°90'92.4"E	Day Time	66.4	67.7	74.1	75.6
			Night Time	50.8	58.2	70.0	85.3
Area Designation: (C) – Commercial							
Prescribed Standards in Leq dB: (C) – 65 (Day time) 55 (Night time)							
Day Time – 18:00 hrs to 22:00 hrs and Night Time – 22:00 hrs to 24:00 hrs							

On Deepawali Day 2024, in comparison to 2023, the percentage of noise level in Leq dB (A) has been increased by 22 % during night time and by 2% during day time.





Rajasthan State Pollution Control Board

Deepawali Festival Noise Monitoring Report - 2024

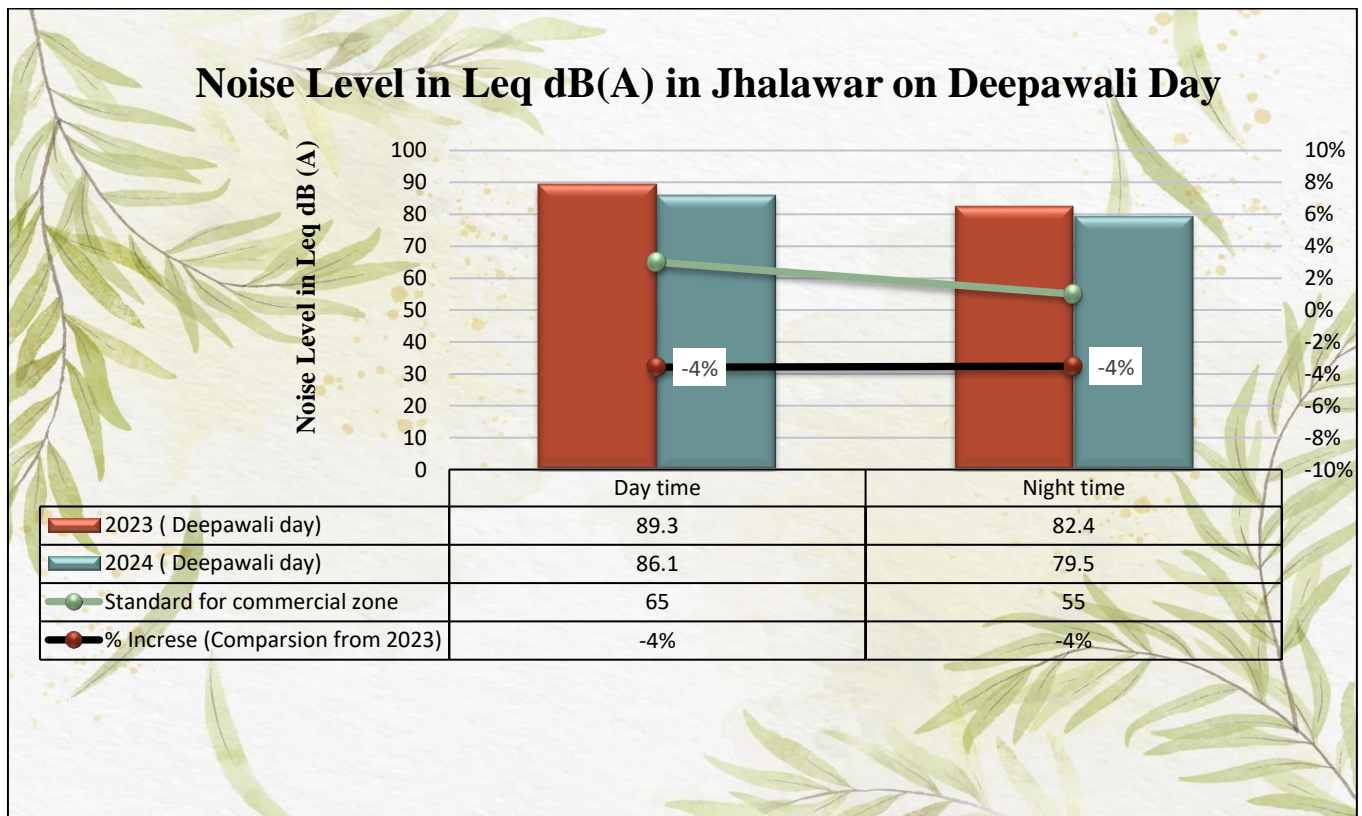


Jhalawar

In Jhalawar, Noise level monitoring was carried out at one location namely- Bus Stand, Jhalawar (Commercial).

S.No.	Name of the Station	GPS coordinates of the location	Day/ Night	Pre-Deepawali Day		On Deepawali	
				(All values are in Leq dB(A))			
				2023	2024	2023	2024
1.	Bus Stand, Jhalawar (C)	24°35'21.5"N 76°10'07.5"E	Day Time	71.2	65.6	89.3	86.1
			Night Time	59.5	59.0	82.4	79.5
Area Designation: (C) – Commercial							
Prescribed Standards in Leq dB: (C) – 65 (Day time) 55 (Night time)							
Day Time – 18:00 hrs to 22:00 hrs and Night Time – 22:00 hrs to 24:00 hrs							

On Deepawali Day 2024, in comparison to 2023, the percentage of noise level in Leq dB (A) has been decreased during day time by 4% and during night time by 4%.





Rajasthan State Pollution Control Board

Deepawali Festival Noise Monitoring Report - 2024

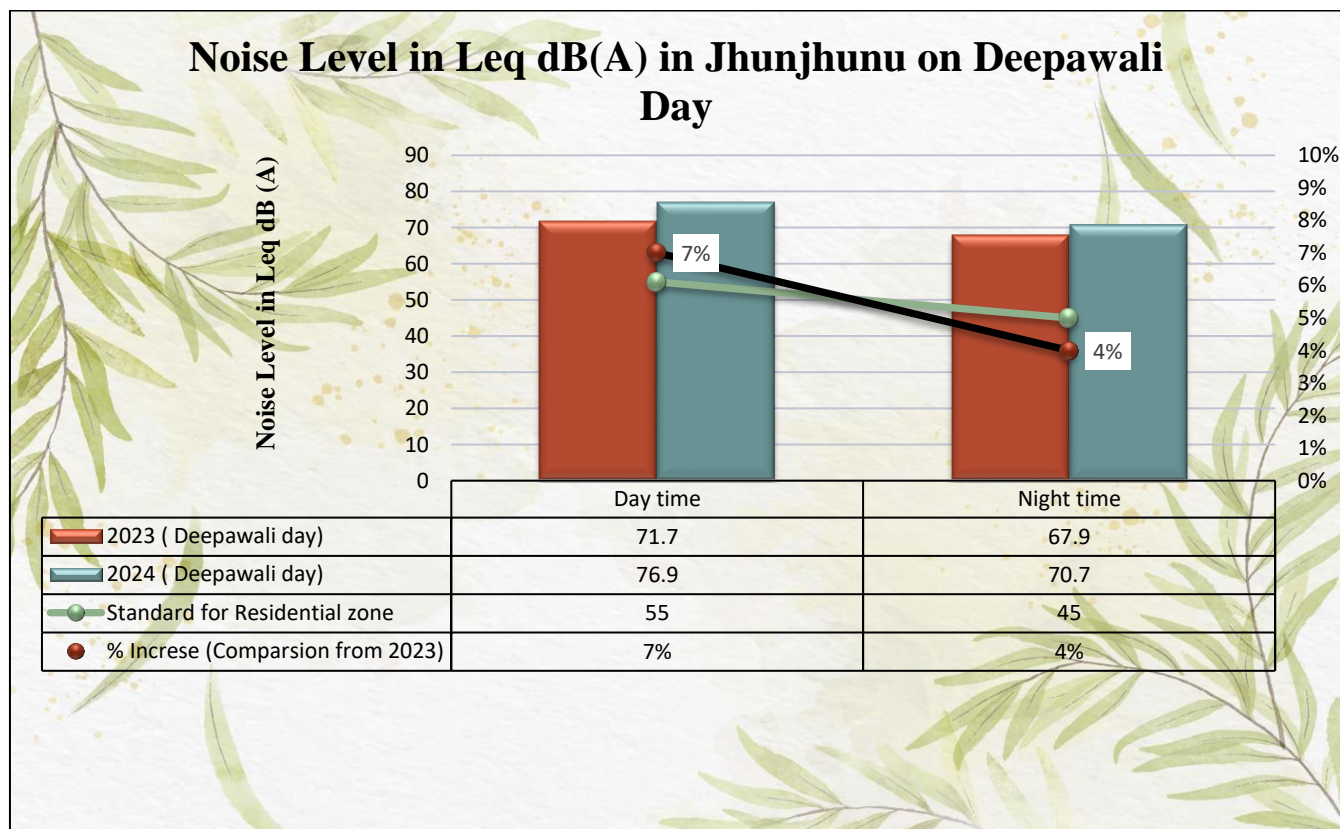


Jhunjhunu

In Jhunjhunu, Noise level monitoring was carried out at one location namely- Kumhari Hawaii Patti Circle, Jhunjhunu (Residential).

S.N o.	Name of the Station	GPS coordinates of the location	Day/ Night	Pre-Deepawali Day		On Deepawali Day	
				(All values are in Leq dB(A))			
				2023	2024	2023	2024
1.	Hawaii Patti Circle, Near Housing Board, (R)	28°10'41.9"N 75°38'54.6"E	Day Time	64.1	60.7	71.7	76.9
			Night Time	60.6	53.6	67.9	70.7
Area Designation: (R) – Residential							
Prescribed Standards in Leq dB: (R) - 55 (Day time) 45 (Night time)							
Day Time – 18:00 hrs to 22:00 hrs and Night Time – 22:00 hrs to 24:00 hrs							

On Deepawali Day 2024, in comparison to 2023, the percentage of noise level in Leq dB (A) has increased by 7 % during day time and 4% during night time.





Rajasthan State Pollution Control Board

Deepawali Festival Noise Monitoring Report - 2024



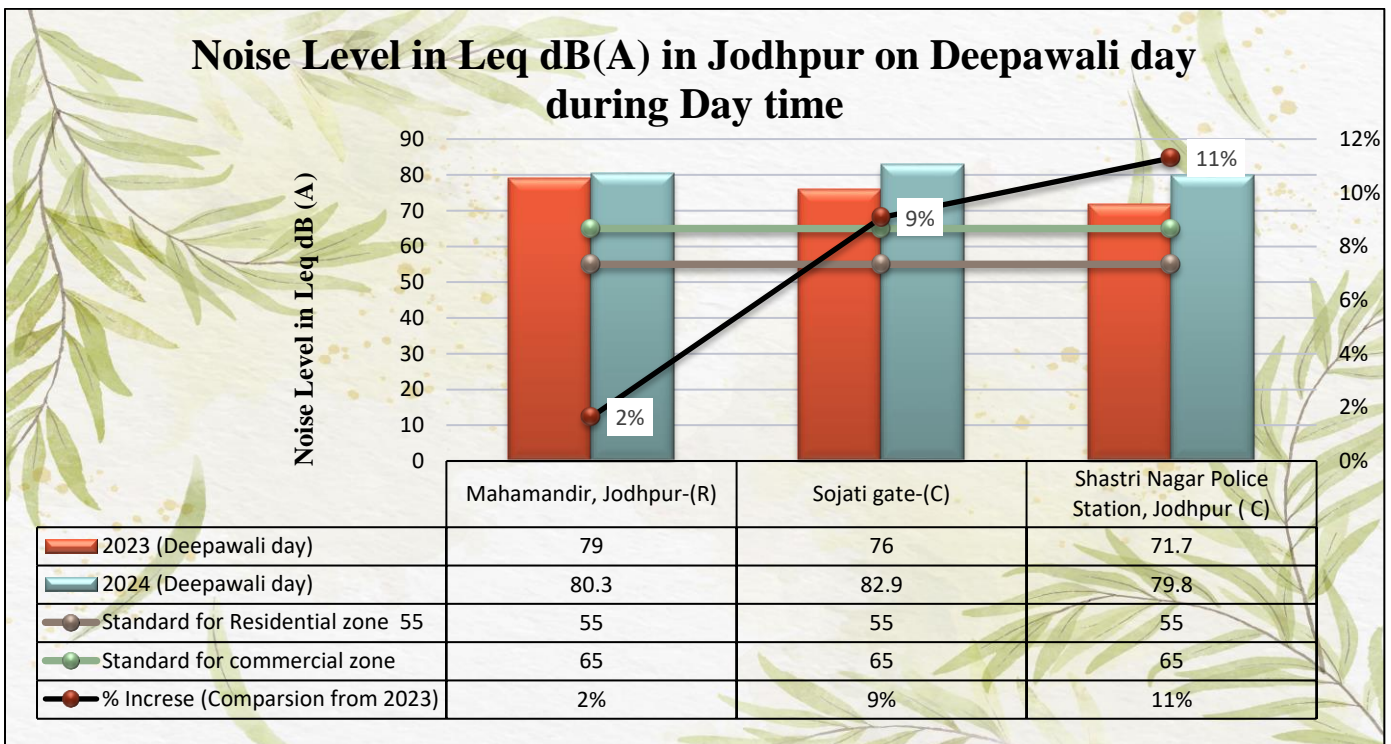
Jodhpur

In Jodhpur city, Noise level monitoring was carried out at three locations Maha mandir (Residential), Shastri Nagar Police Station (Commercial) and Sojat gate (Commercial).

S.No.	Name of the Station	GPS coordinates of the location	Day/ Night	Pre-Deepawali Day		On Deepawali	
				(All values are in Leq dB(A))			
				2023	2024	2023	2024
1.	Maha mandir (R)	26°15'55.1"N 72°59'33.8"E	Day Time	65.5	58.9	79.0	80.3
			Night Time	61.6	52.8	82.2	83.8
2.	Sojati gate (C)	26°18'20.4"N 73°02'19.7"E	Day Time	71.1	76.6	76.0	82.9
			Night Time	69.4	68.9	80.7	83.9
3.	Shastri Nagar Police Station (C)	26°28'85.0"N 73°02'40.7"E	Day Time	64.2	70.4	71.7	79.8
			Night Time	61.8	58.7	76.3	81.9
Area Designation: (C) – Commercial, (R) – Residential							
Prescribed Standards in Leq dB: (C) – 65 (Day time) 55 (Night time); (R) - 55 (Day time) 45 (Night time)							
Day Time – 18:00 hrs to 22:00 hrs and Night Time – 22:00 hrs to 24:00 hrs							

On Deepawali day 2024, in comparison to 2023, the noise level in Leq dB (A) has been increased at all monitoring locations.

On Deepawali Day 2024, in comparison to 2023, the highest percentage increment in noise level i.e. 11% has been observed at Shastri Nagar Police Station (Commercial) during day time.



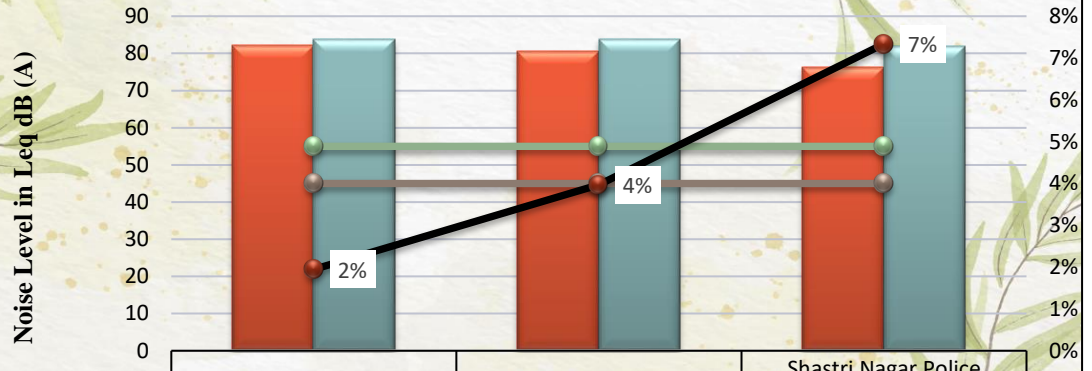


Rajasthan State Pollution Control Board

Deepawali Festival Noise Monitoring Report - 2024



Noise Level in Leq dB(A) in Jodhpur on Deepawali day during Night time



	Mahamandir, Jodhpur (R)	Sojati gate (C)	Shastri Nagar Police Station, Jodhpur (C)
2023 (Deepawali Night)	82.2	80.7	76.3
2024 (Deepawali Night)	83.8	83.9	81.9
Standard for Residential zone	45	45	45
Standard for commercial zone	55	55	55
% Increase (Comparison from 2023)	2%	4%	7%

Kota

In Kota city, Noise level monitoring was carried out at three locations namely - M.B.S. Hospital, (Silence), Dadawada (Residential) and Gumanpura (Commercial).

S.No.	Name of the Station	GPS coordinates of the location	Day/ Night	Pre-Deepawali Day		On Deepawali	
				(All values are in Leq dB(A))			
				2023	2024	2023	2024
1.	M.B.S. Hospital (S)	25°10'48.0"N 75°49'48.0"E	Day Time	73.5	62.0	85.3	74.1
			Night Time	68.4	64.7	72.7	72.7
2.	Dadawada (R)	25°13'37.55"N 75°52'39.55"E	Day Time	64.5	53.3	73.8	66.3
			Night Time	49.0	48.0	76.1	67.2
3.	Gumanpura (C)	25°10'35.6"N 75°50'47.82"E	Day Time	73.6	70.3	87.0	87.7
			Night Time	68.7	61.7	84.4	83.6
Area Designation: (C) – Commercial, (R) – Residential, (S) – Silence							
Prescribed Standards in Leq dB: (C) – 65 (Day time) 55 (Night time); (R) - 55 (Day time) 45 (Night time) and (S) - 50 (Day time) 40 (Night time)							
Day Time – 18:00 hrs to 22:00 hrs and Night Time – 22:00 hrs to 24:00 hrs							

On Deepawali day 2024, in comparison to 2023, the noise level in Leq dB(A) has been decreased at all monitoring locations except M.B.S. Hospital (Silent) during night time and Gumanpura (Commercial) during day time.



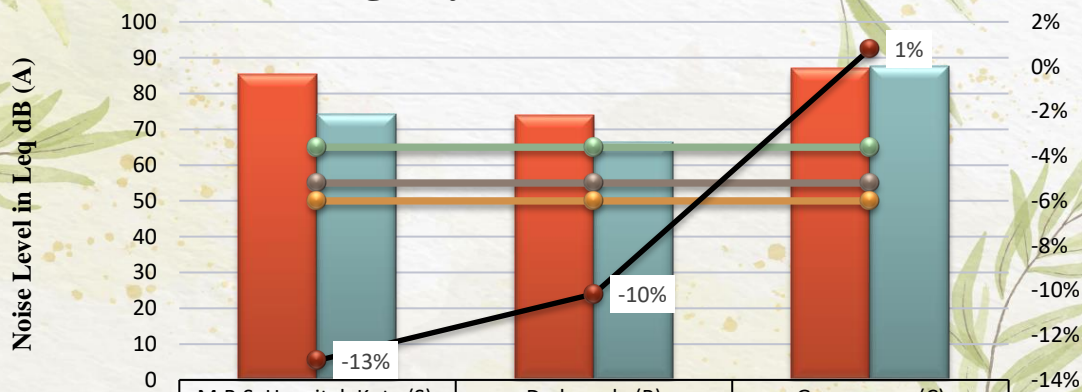
Rajasthan State Pollution Control Board

Deepawali Festival Noise Monitoring Report - 2024



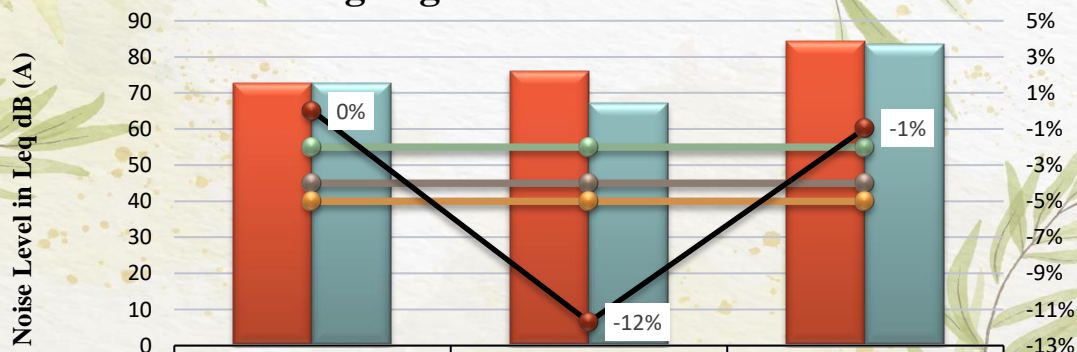
On Deepawali Day 2024, in comparison to 2023, the highest percentage decreased in noise level i.e. 13% has been observed at M.B.S. Hospital (Silence) during day time and 12% at Dadawada (Residential) during night time.

Noise Level in Leq dB(A) in Kota on Deepawali day during Day time



	M.B.S. Hospital, Kota (S)	Dadawada (R)	Gumanpura (C)
2023 (Deepawali day)	85.3	73.8	87
2024 (Deepawali day)	74.1	66.3	87.7
Standard for Residential zone	55	55	55
Standard for commercial zone	65	65	65
standard for silence zone	50	50	50
% Increase (Comparision from 2023)	-13%	-10%	1%

Noise Level in Leq dB(A) in Kota on Deepawali day during Night time



	M.B.S. Hospital, Kota (S)	Dadawada (R)	Gumanpura (C)
2023 (Deepawali Night)	72.7	76.1	84.4
2024 (Deepawali Night)	72.7	67.2	83.6
Standard for Residential zone	45	45	45
Standard for commercial zone	55	55	55
standard for silence zone	40	40	40
% Increase (Comparision from 2023)	0%	-12%	-1%



Rajasthan State Pollution Control Board

Deepawali Festival Noise Monitoring Report - 2024

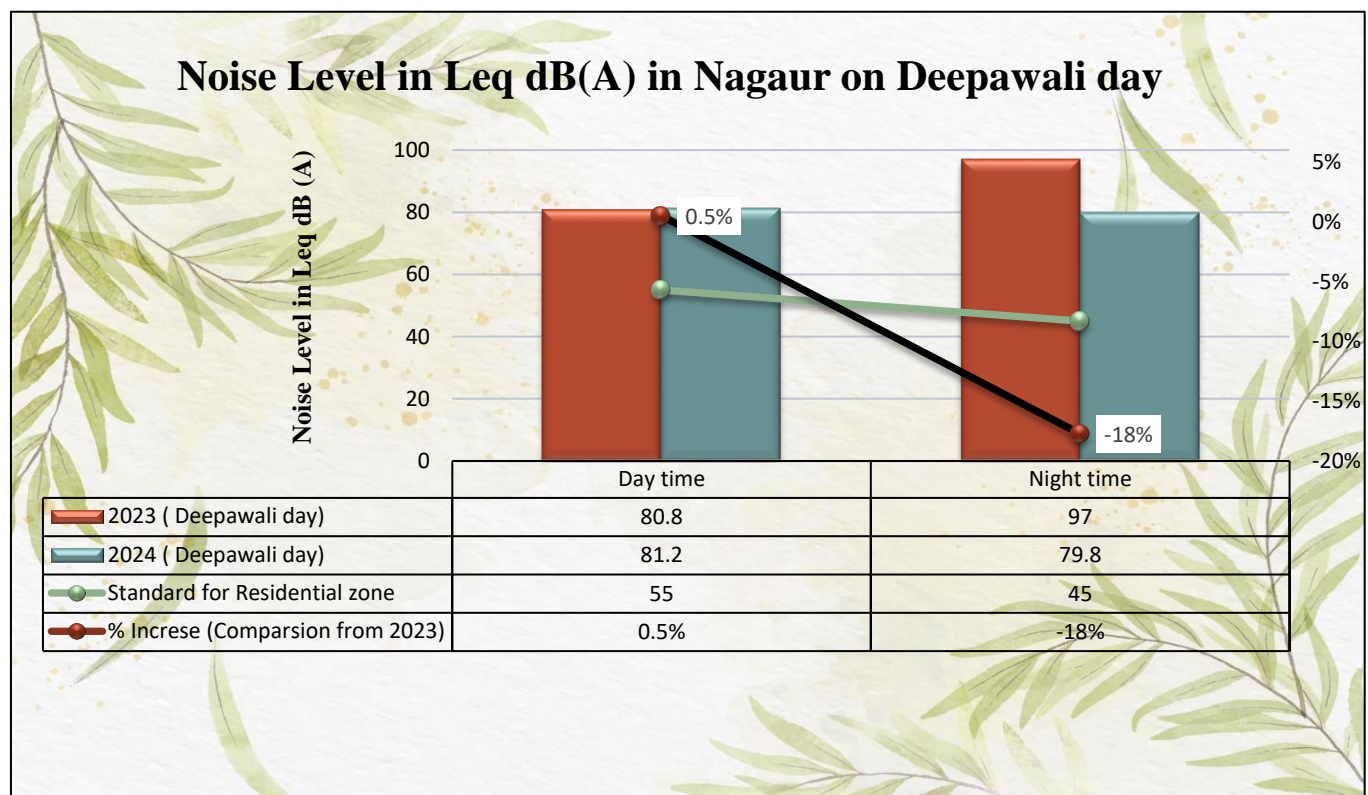


Nagaur

In Nagaur, Noise level monitoring was carried out at one location namely- Kumhari darwaza road, Staff Colony, near Manasar Circle, Nagaur (Residential).

S. No	Name of the Station	GPS coordinates of the location	Day/ Night	Pre-Deepawali Day		On Deepawali Day	
				(All values are in Leq dB(A))			
				2023	2024	2023	2024
1.	Kumhari darwaza road, Staff Colony, near Manasar Circle (R)	27°11'26.0"N 73°43'45.7"E	Day Time	60.7	63.0	80.8	81.2
			Night Time	54.4	58.4	97.0	79.8
Area Designation: (R) – Residential							
Prescribed Standards in Leq dB: -(R) - 55 (Day time) 45 (Night time)							
Day Time – 18:00 hrs to 22:00 hrs and Night Time – 22:00 hrs to 24:00 hrs							

On Deepawali Day 2024, in comparison to 2023, the percentage of noise level in Leq dB (A) has been increased during day time by 0.5% and decreased by 18% during night time.





Rajasthan State Pollution Control Board
Deepawali Festival Noise Monitoring Report - 2024



Pali

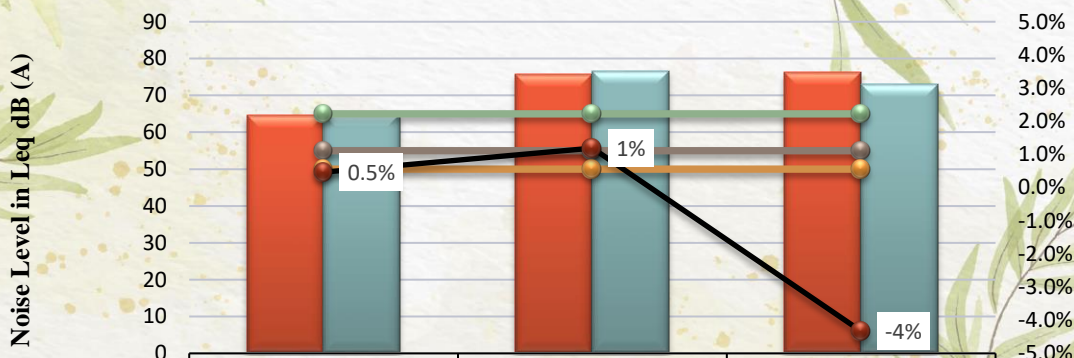
In Pali city, Noise level monitoring was carried out at three locations namely- Near M/s Maharaja Shree Umaid Mills (Residential), Surajpol, Nahar Bus stand, near Banguar College (Commercial) and Govt. Bangur Hospital (Silence).

S. No	Name of the Station	GPS coordinates of the location	Day/ Night	Pre-Deepawali Day		On Deepawali	
				(All values are in Leq dB(A))			
				2023	2024	2023	2024
1.	Near M/s Maharaja Shree Umaid Mills (R)	25°78'97.7"N 73°22'64.4"E	Day Time	54.5	55.5	64.6	64.9
			Night Time	51.4	51.8	65.6	71.0
2.	Nahar Bus Stand, Near Banguar college (C)	25°77'30.5"N 73°33'60.5"E	Day Time	69.0	64.5	75.7	76.6
			Night Time	63.0	60.5	95.1	76.8
3.	Govt. Bangur Hospital, (S)	25°77'67.9"N 73°33'15.0"E	Day Time	56.3	62.7	76.2	72.9
			Night Time	55.0	56.4	83.7	74.0
Area Designation: (C) – Commercial, (R) – Residential, (S) – Silence							
Prescribed Standards in Leq dB: (C) – 65 (Day time) 55 (Night time); (R) - 55 (Day time) 45 (Night time) and (S) - 50 (Day time) 40 (Night time)							
Day Time – 18:00 hrs to 22:00 hrs and Night Time – 22:00 hrs to 24.00 hrs							

On Deepawali day 2024, in comparison to 2023, the noise level in Leq dB(A) has been increased at all locations except Nahar Bus Stand, Near Banguar college (Commercial) during night time and at Govt. Bangur Hospital (Silence) during day time and night time.

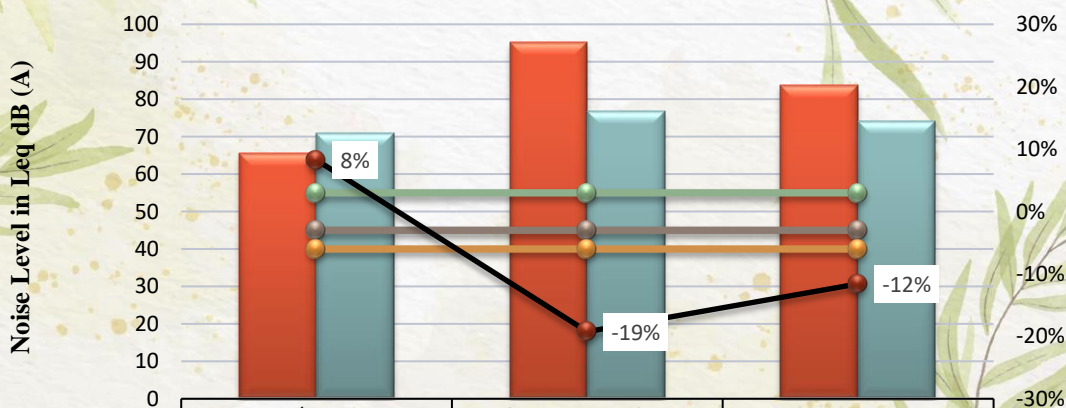
On Deepawali Day 2024, in comparison to 2023, the highest percentage reduction noise level i.e. 19% has been observed at Nahar Bus stand, near Banguar college (Commercial) during night time and highest percentage increment in noise level i.e. 8% has been observed at M/s Maharaja Shree Umaid Mills (Residential) during night time.

Noise Level in Leq dB(A) in Pali on Deepawali day during Day time



	Near M/S Maharaja Shree Umed Mills Pali (Residential)	Nahar Bus Stand Near Banguar college, Pali (Commercial)	Govt. Bangur Hospital, Pali (Silence)
2023 (Deepawali day)	64.6	75.7	76.2
2024 (Deepawali day)	64.9	76.6	72.9
Standard for residential zone	55	55	55
Standard for commercial zone	65	65	65
Standard for silent zone	50	50	50
% Increase (Comparison from 2023)	0.5%	1%	-4%

Noise Level in Leq dB(A) in Pali on Deepawali day during Night time



	Near M/S Maharaja Shree Umed Mills Pali (Residential)	Nahar Bus Stand Near Banguar college, Pali (Commercial)	Govt. Bangur Hospital, Pali (Silence)
2023 (Deepawali Night)	65.6	95.1	83.7
2024 (Deepawali Night)	71	76.8	74.0
Standard for residential zone	45	45	45
Standard for commercial zone	55	55	55
Standard for silent zone	40	40	40
% Increase (Comparison from 2023)	8%	-19%	-12%



Rajasthan State Pollution Control Board

Deepawali Festival Noise Monitoring Report - 2024

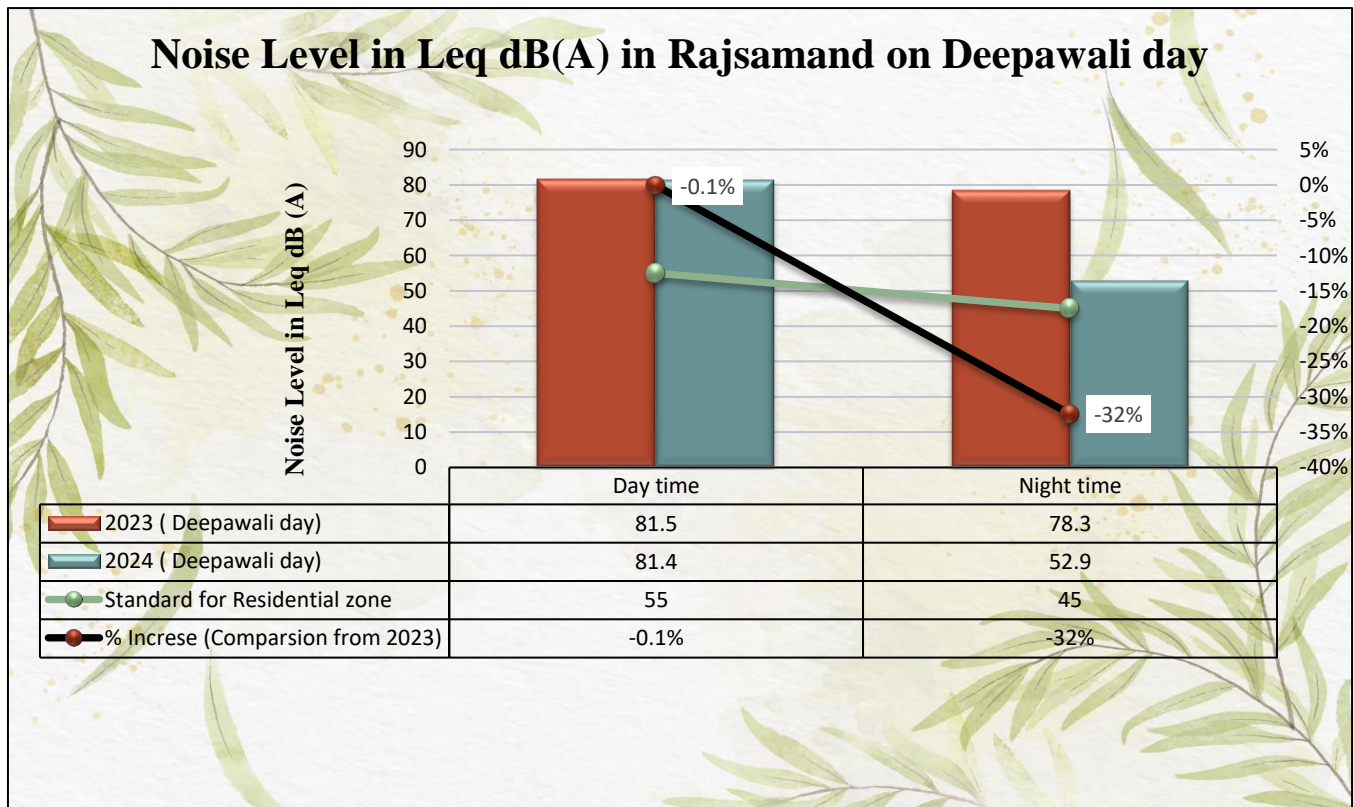


Rajsamand

In Rajsamand, Noise level monitoring was carried out at one location namely J.K. Circle, Rajsamand (Residential).

S.No.	Name of the Station	GPS coordinates of the location	Day/ Night	Pre-Deepawali Day		On Deepawali	
				(All values are in Leq dB(A))			
				2023	2024	2023	2024
1.	J.K. Circle (R)	28°06'19.0"N 75°23'07.0"E	Day Time	53.3	54.7	81.5	81.4
			Night Time	48.0	55.6	78.3	52.9
Area Designation: (R) – Residential							
Prescribed Standards in Leq dB: (R) - 55 (Day time) 45 (Night time)							
Day Time – 18:00 hrs to 22:00 hrs and Night Time – 22:00 hrs to 24:00 hrs							

On Deepawali Day 2024, in comparison to 2023, the percentage of noise level in Leq dB (A) has been decreased during day time by 0.1% and night time by 32%.





Rajasthan State Pollution Control Board

Deepawali Festival Noise Monitoring Report - 2024

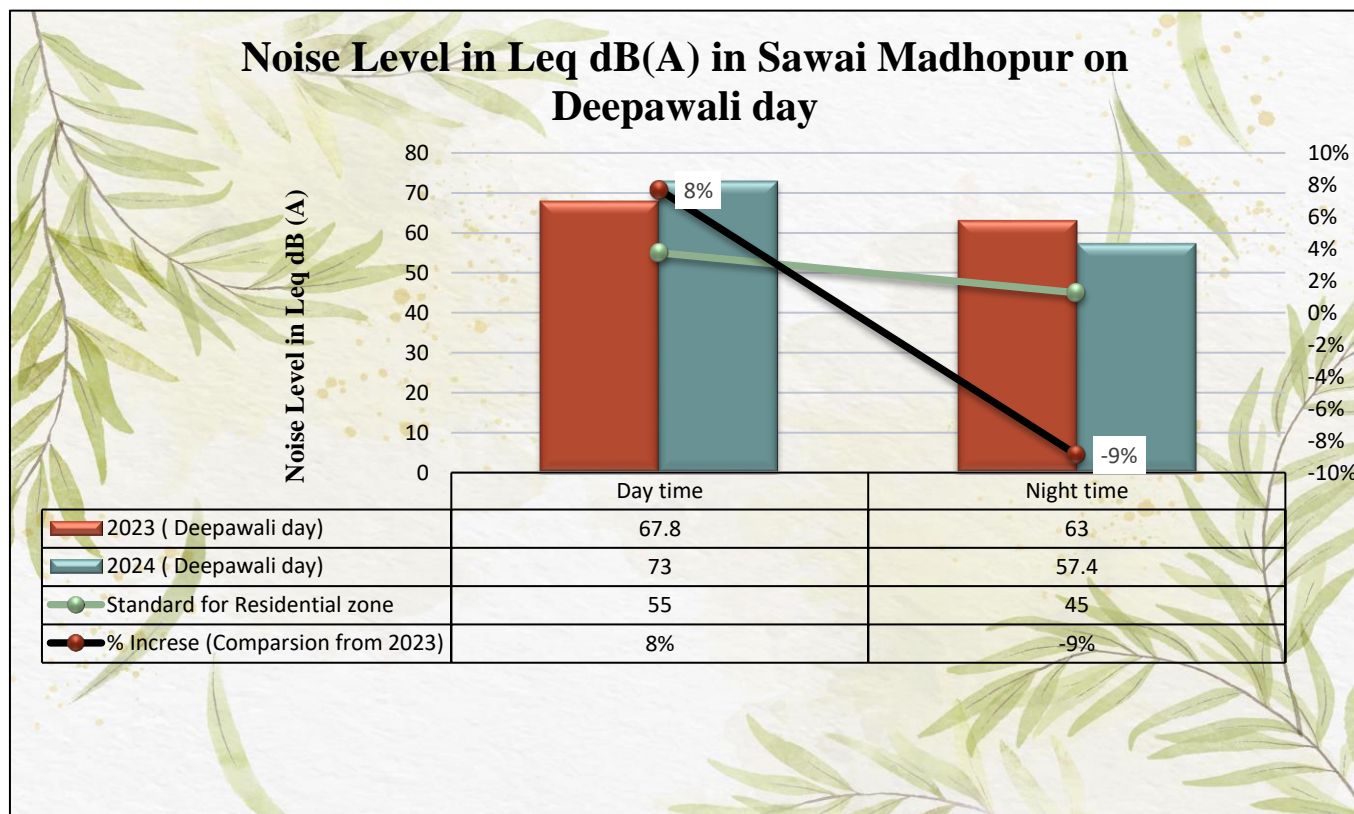


Sawai Madhopur

In Sawai Madhopur, Noise level monitoring was carried out at one location namely Regional Office, RSPCB (Residential).

S.No.	Name of the Station	GPS coordinates of the location	Day/ Night	Pre-Deepawali Day		On Deepawali Day	
				(All values are in Leq dB(A))			
				2023	2024	2023	2024
1.	Regional Office, RSPCB, Sawai Madhopur (R)	26°01'42.7"N 76°21'16.7"E	Day Time	64.7	61.1	67.8	73.0
			Night Time	52.0	50.8	63.0	57.4
Area Designation: (R) – Residential							
Prescribed Standards in Leq dB: (R) - 55 (Day time) 45 (Night time)							
Day Time – 18:00 hrs to 22:00 hrs and Night Time – 22:00 hrs to 24:00 hrs							

On Deepawali Day 2024, in comparison to 2023, the percentage of noise level in Leq dB (A) has been decreased during night time by 9% and increased during day time by 8%.





Rajasthan State Pollution Control Board
Deepawali Festival Noise Monitoring Report - 2024



Sikar

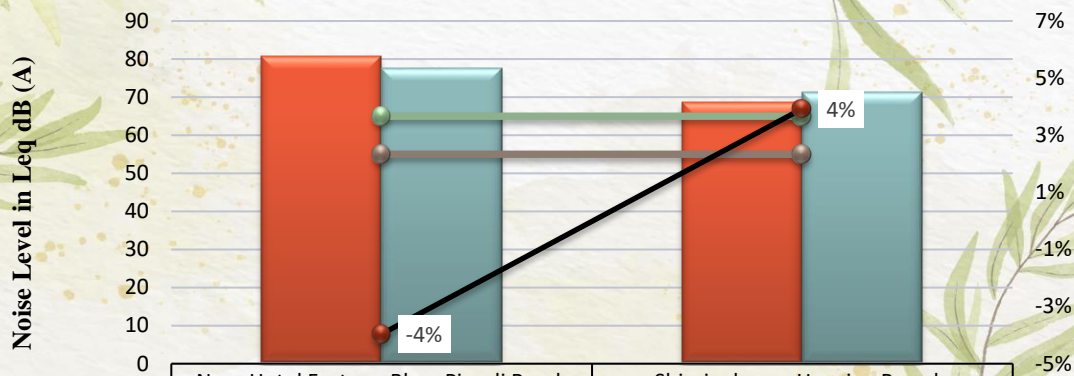
In Sikar city, Noise level monitoring was carried out at two locations namely – Shivsingh pura Housing Board, Nawalgarh Road (Residential) and Near Hotel Fortune Blue, Piprali Road (Commercial).

S.N o.	Name of the Station	GPS coordinates of the location	Day/ Night	Pre- Deepawali Day		On Deepawali	
				(All values are in Leq dB(A))			
				2023	2024	2023	2024
1.	Near Hotel Fortune Blue, Piprali Road (C)	27°38'27.1"N 75°10'06.6"E	Day Time	75.1	76.2	80.8	77.6
			Night Time	66.1	70.8	83.4	68.3
2.	Shivsingh pura Housing Board, Nawalgarh Road (R)	27°37'19.1"N 75°09'33.5"E	Day Time	60.4	56.6	68.7	71.4
			Night Time	58.1	52.6	62.9	57.9
Area Designation: (C) – Commercial, (R) – Residential							
Prescribed Standards in Leq dB: (C) – 65 (Day time) 55 (Night time); (R) - 55 (Day time) 45 (Night time)							
Day Time – 18:00 hrs to 22:00 hrs and Night Time – 22:00 hrs to 24:00 hrs							

On Deepawali day 2024, in comparison to 2023, the noise level in Leq dB(A) has been decreased at Near Hotel Fortune Blue, Piprali Road (Commercial) during day and night time and Shivsinghpura Housing Board, Nawalgarh Road (Residential) during night time.

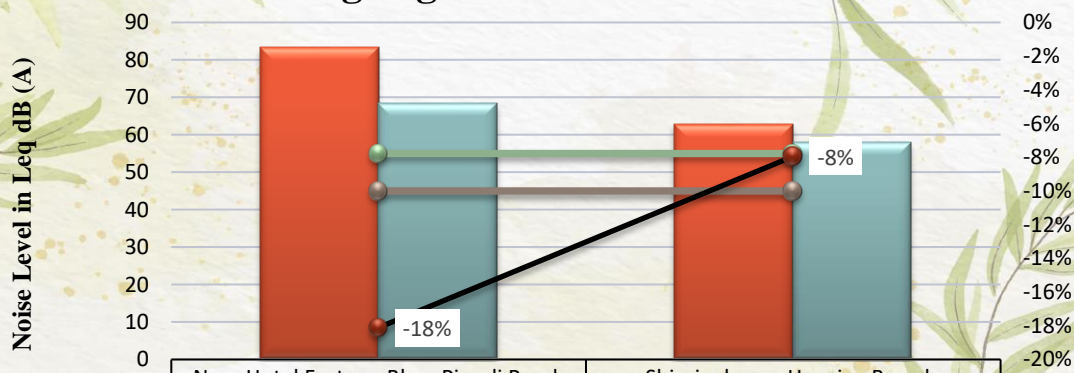
On Deepawali Day 2024, in comparison to 2023, the highest percentage reduction in noise level i.e. 18 % has been observed at Near Hotel Fortune Blue, Piprali Road, Sikar (Commercial) during night time and highest percentage increment in noise level i.e. 4 % has been observed at Shivsingh pura Housing Board (Residential) during day time.

Noise Level in Leq dB(A) in Sikar on Deepawali day during Day time



	Near Hotel Fortune Blue, Piprali Road, Sikar (C)	Shivsinghpura Housing Board, Nawalgarh Road, Sikar (R)
2023 (Deepawali day)	80.8	68.7
2024 (Deepawali day)	77.6	71.4
Standard for Residential zone 55	55	55
Standard for commercial zone	65	65
% Increase (Comparison from 2023)	-4%	4%

Noise Level in Leq dB(A) in Sikar on Deepawali day during Night time



	Near Hotel Fortune Blue, Piprali Road, Sikar (C)	Shivsinghpura Housing Board, Nawalgarh Road, Sikar (R)
2023 (Deepawali Night)	83.4	62.9
2024 (Deepawali Night)	68.3	57.9
Standard for Residential zone	45	45
Standard for commercial zone	55	55
% Increase (Comparison from 2023)	-18%	-8%



Rajasthan State Pollution Control Board

Deepawali Festival Noise Monitoring Report - 2024

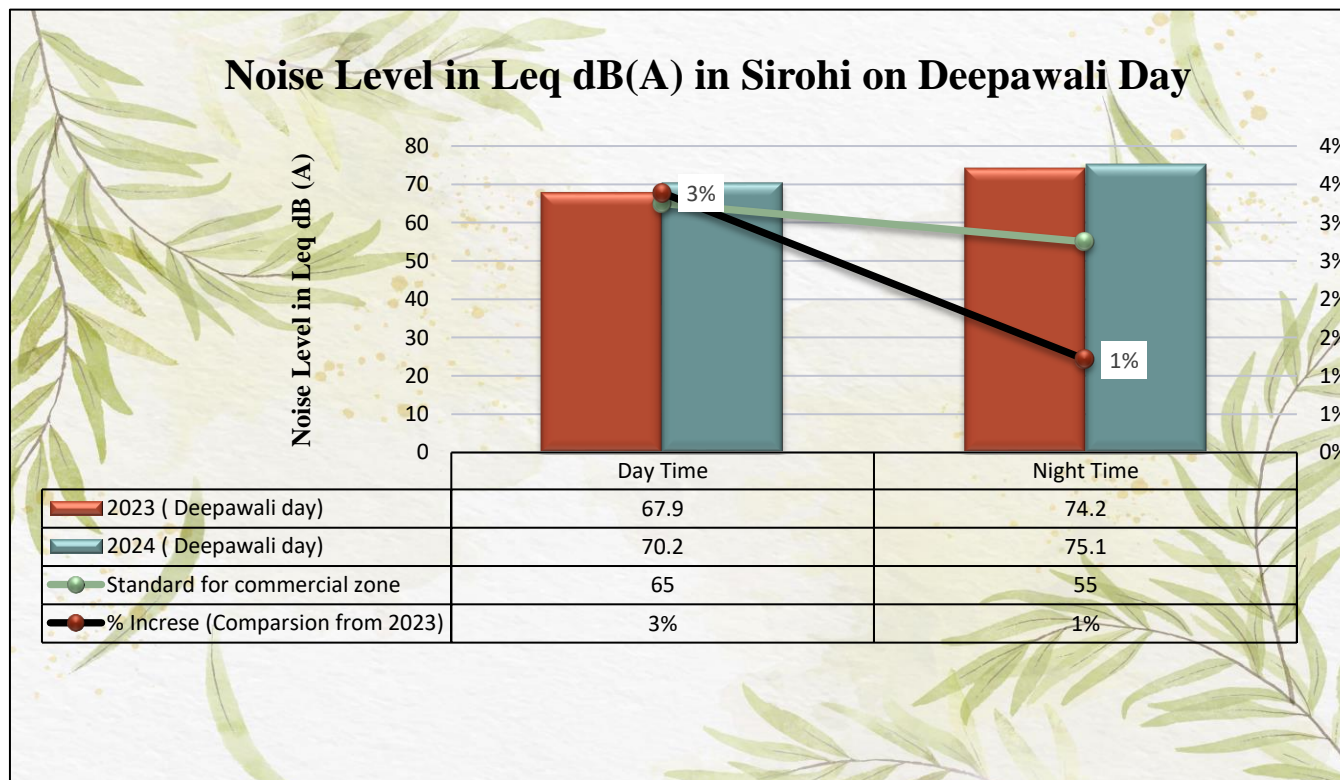


Sirohi

In Sirohi, Noise level monitoring was carried out at one location namely - Bus stand, Sirohi (Commercial).

S. No.	Name of the Station	GPS coordinates of the location	Day/ Night	Pre-Deepawali Day		On Deepawali	
				(All values are in Leq dB(A))			
				2023	2024	2023	2024
1.	Bus Stand, Sirohi (C)	24°88'04.0"N 72°85'91.0"E	Day Time	59.1	70.2	67.9	70.2
			Night Time	62.9	54.0	74.2	75.1
Area Designation: (C) – Commercial							
Prescribed Standards in Leq dB: (C) – 65 (Day time) 55 (Night time)							
Day Time – 18:00 hrs to 22:00 hrs and Night Time – 22:00 hrs to 24:00 hrs							

On Deepawali Day 2024, in comparison to 2023, the percentage of noise level in Leq dB (A) has been increased during day time by 3% and during night time by 1%.





Rajasthan State Pollution Control Board Deepawali Festival Noise Monitoring Report - 2024



Udaipur

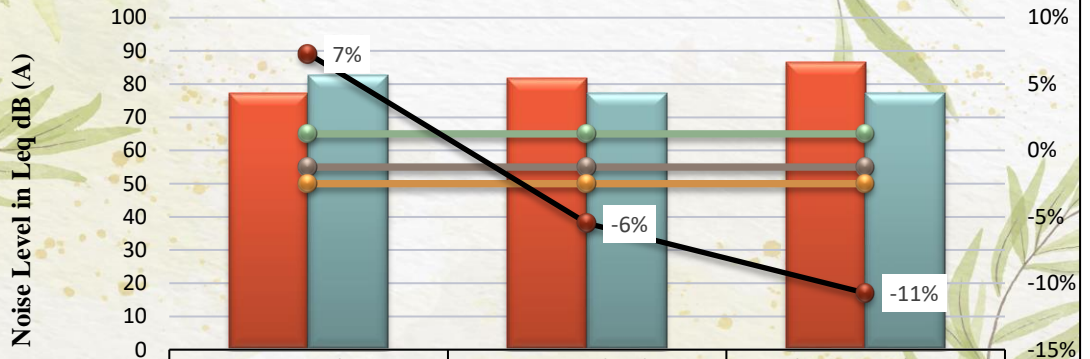
In Udaipur city, Noise level monitoring was carried out at three locations namely - Near Suraj Pole Gate (Commercial), M.B. Hospital, (Silence) and Amba Mata Scheme (Residential).

S. No.	Name of the Station	GPS coordinates of the location	Day/ Night	Pre-Deepawali Day		On Deepawali	
				(All values are in Leq dB(A))			
				2023	2024	2023	2024
1.	Near Suraj Pole Gate (C)	24°34'46"N 73°41'46"E	Day Time	72.0	77.5	77.1	82.7
			Night Time	65.4	71.7	73.5	78.6
2.	M.B. Hospital (S)	24°35'17.0"N 73°41'29"E	Day Time	68.2	67.5	81.8	77.3
			Night Time	55.2	67.4	73.0	75.9
3.	Amba Mata Scheme (R)	24°35'08"N 73°40'30.0"E	Day Time	71.8	68.5	86.6	77.3
			Night Time	56.8	69.0	84.7	69.1
Area Designation: (C) – Commercial, (R) – Residential, (S) – Silence							
Prescribed Standards in Leq dB: (C) – 65 (Day time) 55 (Night time); (R) - 55 (Day time) 45 (Night time) and (S) - 50 (Day time) 40 (Night time)							
Day Time – 18:00 hrs to 22:00 hrs and Night Time – 22:00 hrs to 24:00 hrs							

On Deepawali Day 2024, in comparison to 2023, the noise level in Leq dB (A) has been increased at Near Suraj Pole Gate (Commercial) during day time & night time and at M.B. Hospital (Silence) during night time.

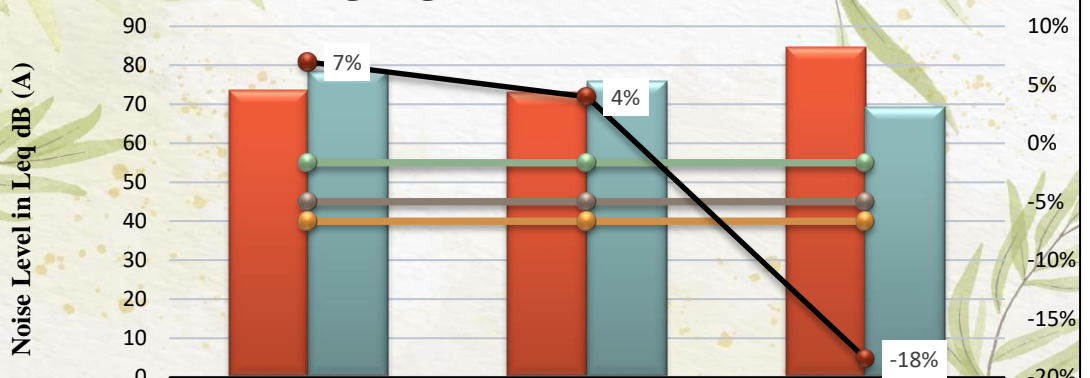
On Deepawali Day 2024, in comparison to 2023, the highest percentage decreased in noise level (18%) has been observed at Amba Mata Scheme (Residential) during night time and 11% during day time.

Noise Level in Leq dB(A) in Udaipur on Deepawali day during Day time



	Near Suraj Pole Gate, Udaipur (Commercial)	M.B. Hospital, Udaipur (Silence)	Amba Mata Scheme, Udaipur (Residential)
2023 (Deepawali day)	77.1	81.8	86.6
2024 (Deepawali day)	82.7	77.3	77.3
Standard for Residential zone	55	55	55
Standard for commercial zone	65	65	65
Standard for silence zone	50	50	50
% Increase (Comparison from 2023)	7%	-6%	-11%

Noise Level in Leq dB(A) in Udaipur on Deepawali day during Night time



	Near Suraj Pole Gate, Udaipur (Commercial)	M.B. Hospital, Udaipur (Silence)	Amba Mata Scheme, Udaipur (Residential)
2023 (Deepawali Night)	73.5	73	84.7
2024 (Deepawali Night)	78.6	75.9	69.1
Standard for Residential zone	45	45	45
Standard for commercial zone	55	55	55
Standard for silence zone	40	40	40
% Increase (Comparison from 2023)	7%	4%	-18%



Rajasthan State Pollution Control Board **Deepawali Festival Noise Monitoring Report - 2024**



Conclusion:

Noise Level Monitoring was conducted on **24.10.2024 (pre-Deepawali Day)** & **31.10.2024 (On Deepawali Day)** at 56 different locations in twenty-four cities of Rajasthan.

- On comparison of noise levels of 2023 & 2024, On Pre-Deepawali the highest decrease in the percentage of noise level in Leq dB (A) has observed at Hope Circus, Alwar (26.83 %) during night time and at Dadawada, District-Kota (17.33 %) during day time.
- On comparison of noise levels of 2023 & 2024, On Pre-Deepawali the highest increase in the percentage of noise level in Leq dB (A) has observed at Mansarover, District-Jaipur (31.36%) during night time and at Anand Puri Dholabhata, Ajmer (27.59%) during day time in Rajasthan.
- On comparison of noise levels of 2023 & 2024, On Deepawali the highest decrease in the percentage of noise level in Leq dB (A) has observed at J.K. Circle, District-Rajsamand (32.44%) during night time and at Porwal Hospital, Love Garden Road, R C Vyas Colony, District-Bhilwara (13.68%) during day time in Rajasthan.
- On comparison of noise levels of 2023 & 2024, On Deepawali the highest increase in the percentage of noise level in Leq dB (A) has observed at Raja Park, District-Jaipur (32.27 %) during day time and at Ashiana Garden Society, District- Bhiwadi during night time (30.96 %) in Rajasthan.
- On comparison of noise monitoring levels of Pre-Deepawali Day and Deepawali Day in 2024, increase in noise level was observed on Deepawali Day at all locations during day time and night time from Pre-Deepawali Day to Deepawali Day except Near Hotel Fortune Blue, Piparli Road, District-Sikar during night time, at Bus Stand, District-Sirohi during day time and J.K. Circle, District-Rajsamand during night time.
- In Jaipur city, Noise level monitoring was carried out at eight locations, namely, Gandhi Nagar (Residential), Jawahar Nagar (Residential), Raja Park (Commercial), Mansarovar (Commercial), SDM Hospital (Silence), Civil Lines (Silence), VKIA (Industrial) and Sitapura (Industrial). On Deepawali Day, in comparison to 2023, the percentage of noise level in Leq dB (A) has decreased at highest level at Civil Lines (4.22 %) during night time while the percentage of noise level in Leq dB (A) has increased at highest level at Raja Park (32.27 %) during day time.



Rajasthan State Pollution Control Board
Deepawali Festival Noise Monitoring Report - 2024



Recommendations: -

1. The noise standards for firecrackers were notified by MoEF under the Environment (Protection) (Second Amendment) Rules, 1999 vide G.S.R.682(E), dated the 5th October, 1999 and inserted as serial no.89 of Schedule I of the Environment (Protection) Rules, 1986. Subsequently these rules were amended by the Environment (Protection) Second Amendment Rules, 2006 vide G.S.R 640(E), dated the 16th October 2006, under the Environment (Protection) Act, 1986 guidelines should be followed by the manufacturer and the Department of Explosives to implement the standards.
2. As per Noise Pollution (Regulation and control) Rules 2000 as amended, the State Government shall take measures for abatement of air noise emanating from various zones during Deepawali day festival and ensure that the existing level do not exceed the Ambient Noise Standards.
3. All concerned agencies like electronic, print media, State Governments and Educational institutions and NGOs should create awareness among students and public at large to avoid bursting of fire crackers to reduce during festival of Deepawali.
4. The order of the Hon'ble Supreme Court of India, dated September 27, 2001, prohibiting the use of fireworks between 10.00 pm and 06.00 a.m. should be strictly enforced.
5. Enforcement of legal action on un-authorized manufacturing, processing and selling of fireworks should be strictly ensured.
6. Designed places for burning of fire-crackers/fireworks may be identified by the local authority, so that fire- crackers could be played at community level and not at individual houses.
7. Recognition for fire-crackers noise under criteria of cruelty to animals should be incorporated under relevant acts and rules.
8. As per Noise Regulation Rules 2000, sound emitting crackers shall not be burst in silence zone during night time.
9. Green crackers with low emissions and sound level certified by CSIR – NEERI should be promoted.
10. Other than firecrackers, major noise generating source on the occasion of Deepawali festival is traffic/vehicular movement. Therefore, traffic police should control the traffic/vehicular movement during Deepawali festival.

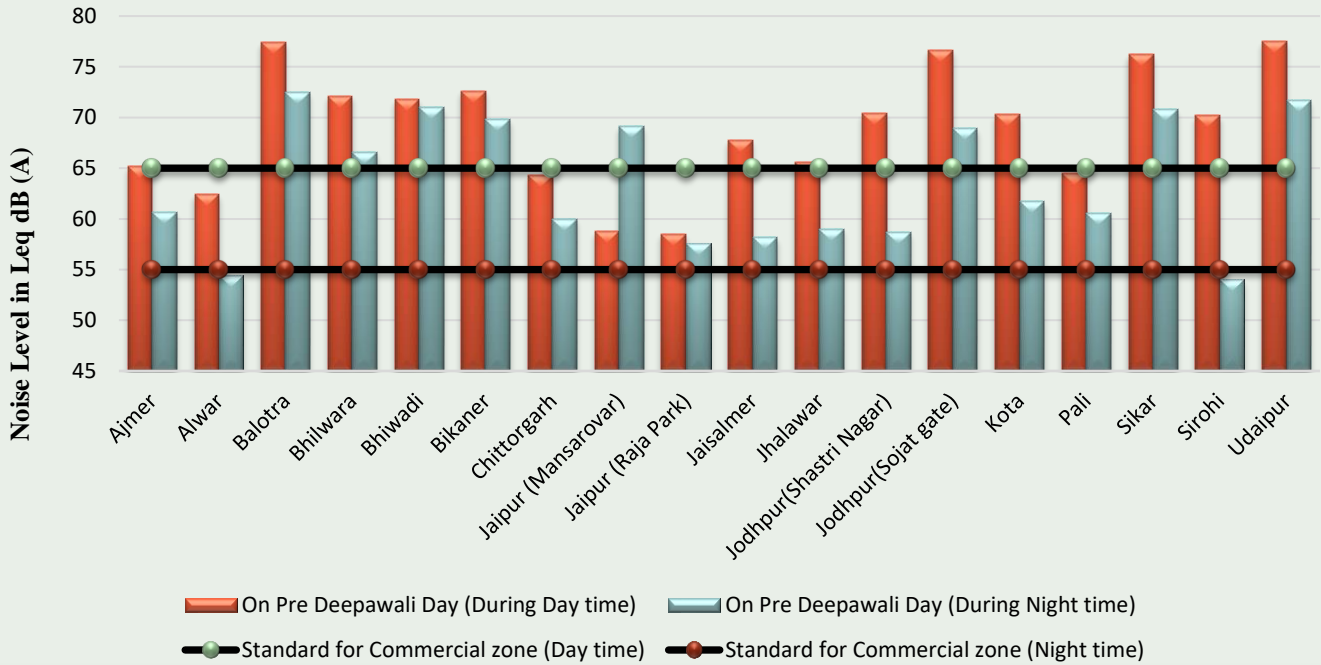


Rajasthan State Pollution Control Board

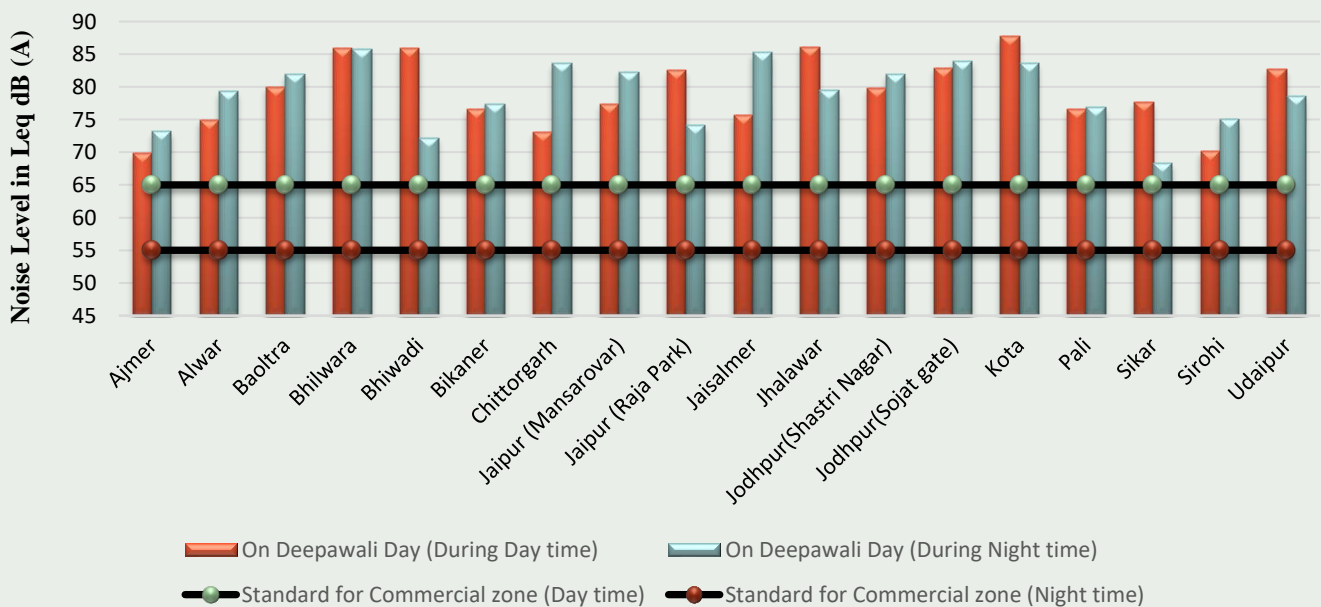
Deepawali Festival Noise Monitoring Report - 2024



Noise Level in Leq dB (A) at Commercial Zones of Rajasthan on Pre Deepawali day during Day time and Night time



Noise Level in Leq dB (A) at Commercial Zones of Rajasthan on Deepawali day during Day time and Night time



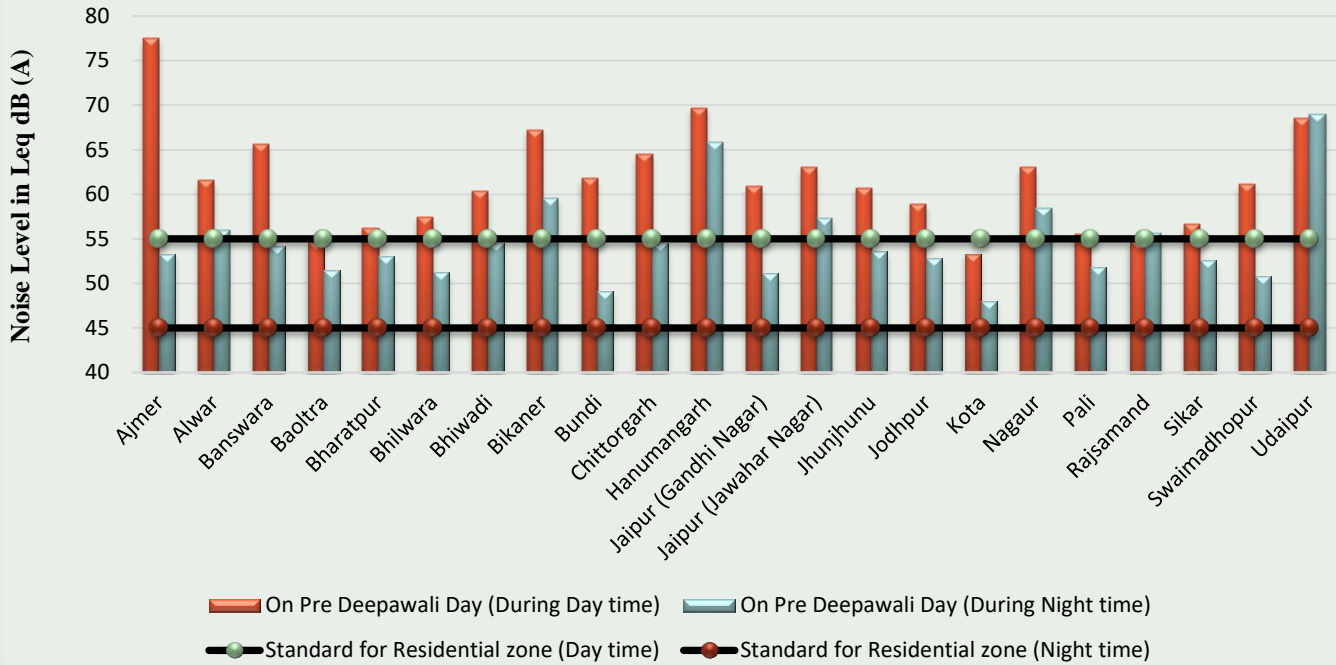


Rajasthan State Pollution Control Board

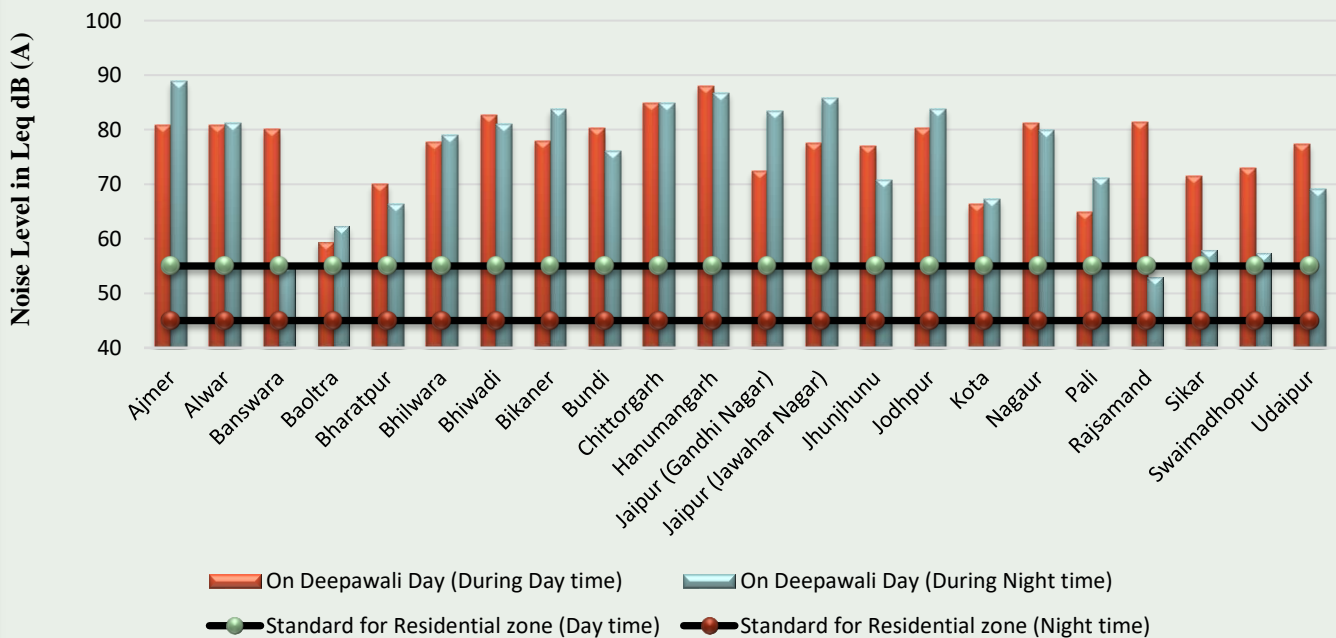
Deepawali Festival Noise Monitoring Report - 2024



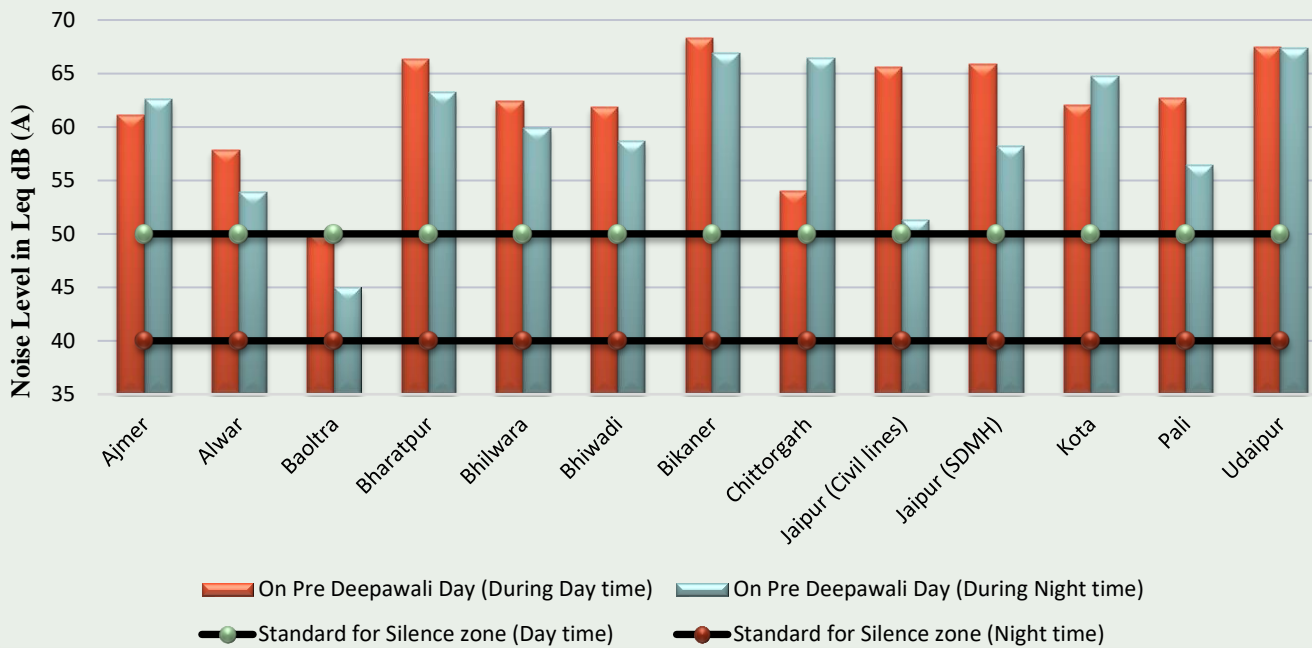
Noise Level in Leq dB (A) at Residential Zones of Rajasthan on Pre Deepawali day during Day time and Night time



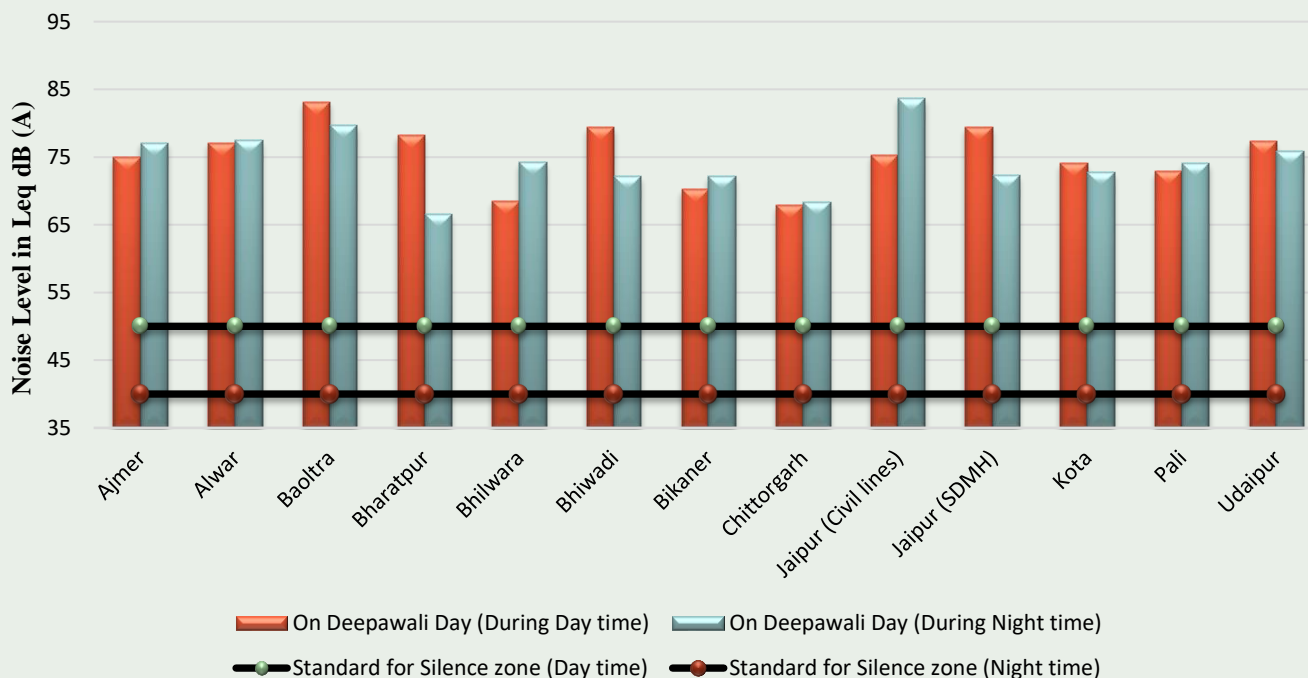
Noise Level in Leq dB (A) at Residential Zones of Rajasthan on Deepawali day during Day time and Night time



Noise Level in Leq dB (A) at Silence Zones of Rajasthan on Pre Deepawali day during Day time and Night time



Noise Level in Leq dB (A) at Silence Zones of Rajasthan on Deepawali day during Day time and Night time



Comparative Data of Noise Level Monitoring in Leq dB(A)

S.No.	City Name	Name of Monitoring location	STANDARD LIMITS in dB(A) Leq*	Day/ Night Time	2020		2021		2022		2023		2024		Percentage change W.R.T 2023		% Change Pre Deepawali 2024
					Pre-Deepawali Day	Deepawali Day	Pre-Deepawali Day	Deepawali Day	Pre-Deepawali Day	Deepawali Day	Pre-Deepawali Day	Deepawali Day	Pre-Deepawali Day	Deepawali Day	Pre-Deepawali Day	Deepawali Day	
1	Jaipur	Gandhi Nagar (Residential)	55	Day Time	68.2	67.7	63.9	68	67.3	76	60.9	72.6	60.9	72.3	0	-0.5	19
			45	Night Time	61.5	66.8	59.3	69.8	60.2	72.6	52.3	80.8	51.1	83.4	-2	3	63
2		Jawahar Nagar (Residential)	55	Day Time	55.9	60.3	60.8	75.2	64.2	82.3	61.9	76.7	63.0	77.6	2	1	23
			45	Night Time	51.5	60.1	55.5	78.7	62.1	92	61.7	85.6	57.3	85.7	-7	0	50
3		Raja Park (Commercial)	65	Day Time	61.2	63.8	63.1	71.9	54.8	76.6	60.3	62.4	58.5	82.5	-3	32	41
			55	Night Time	59	70.1	64.3	78.4	50.9	81.3	52.9	70.7	57.6	74.1	9	5	29
4		Mansarovar (Commercial)	65	Day Time	49.7	66.9	62.4	75.6	65.9	76.3	65.2	72.1	58.8	77.4	-10	7	32
			55	Night Time	44.6	63	58.1	73.8	60.5	77	52.6	72.5	69.1	82.3	31	14	19
5		SDM Hospital (Silence)	50	Day Time	62.9	60.2	65.7	67.4	65.1	67.8	66.0	71.3	65.8	79.4	0	11	21
			40	Night Time	57.9	59.2	59.7	68.5	60.2	70.9	58.8	67.3	58.2	72.3	-1	7	24
6	Civil Lines (Silence)	50	Day Time	65.9	68.4	65.8	75.5	63.8	75.5	64.0	78.6	65.6	75.3	3	-4	15	
		40	Night Time	62	67	60.3	76.3	56	84.3	62.0	74.8	51.3	83.6	-17	12	63	
7	VKIA (Industrial)	75	Day Time	—	—	—	—	66.3	69.3	66.8	72.1	64.4	70.9	-4	-2	10	
		70	Night Time	—	—	—	—	63.4	72.3	65.7	72.5	60.8	75.4	-7	4	24	
8	Sitapura (Industrial)	75	Day Time	—	—	—	—	61.9	63.7	62.9	66.5	61.6	65.2	-2	-2	6	
		70	Night Time	—	—	—	—	60.6	67.9	55.9	60.6	54.6	64.1	-2	6	18	

9	Ajmer	Kutchery Road, Ajmer (Commercial)	65	Day Time	—	—	68.85	72.39	71.74	73	69.7	74.4	65.2	69.8	-6	-6	7	
			55	Night Time	—	—	69.93	76.03	65.88	77.7	64.3	76.4	60.7	73.2	-5	-4	21	
10		Satellite Hospital Adarsh Nagar, Ajmer (Silence Zone)	50	Day Time	—	—	56.16	72.72	62.42	75.2	62.9	76.0	61.1	74.9	-3	-1	23	
			40	Night Time	—	—	55.12	73.66	63.83	75.9	58.1	79.8	62.6	77.1	8	-3	23	
11		Anand puri Dholabhata, Ajmer (Residential Zone)	55	Day Time	—	—	64.4	83.8	61.3	75.5	60.7	80.6	77.5	80.8	28	0.20	4	
			45	Night Time	—	—	48.9	83	55.5	84.4	58.5	81.4	53.3	88.8	-9	9	67	
12		Bhilwara	Porwal Hospital, Love Garden Road, R C Vyas Colony, Bhilwara (Silent Zone)	50	Day Time	—	—	65.1	71.2	64.6	67.6	63.6	79.3	62.4	68.5	-2	-14	10
				40	Night Time	—	—	60.7	76.0	55.8	80.7	58.7	82.9	59.9	74.2	2	-10	24
13			Near C-209, Azad Nagar, Bhilwara (Residential)	55	Day Time	51.6	61.9	59.7	73.9	56.6	79.3	58.5	78.2	57.4	77.7	-2	-1	35
				45	Night Time	49.2	58.2	52.8	75.8	50.7	80.2	47.3	81.9	51.2	78.9	8	-4	54
14	Near Kumbha Circle, Azad Nagar, Bhilwara (Commercial)		65	Day Time	70.8	75.9	70.4	74.5	73.2	77.9	71.9	85.1	72.1	85.9	0	1	19	
			55	Night Time	66.5	73.5	64.0	75.9	64.4	84.1	65.9	88.6	66.6	85.8	1	-3	29	
15	Pali		Near M/s Maharaja Shree Umed Mills, Pali (Residential)	55	Day Time	68.1	74.9	68.6	68.8	53.9	62.9	54.5	64.6	55.5	64.9	2	0.5	17
				45	Night Time	59.7	65.6	57.2	77.9	47.1	67.3	51.4	65.6	51.8	71.0	1	8	37
16			Nahar Bus Stand, Near Banguar college, Pali (Commercial)	65	Day Time	68.6	68.8	64.8	71.5	68.0	76.3	69.0	75.7	64.5	76.6	-7	1	19
				55	Night Time	57.2	77.9	67.1	73.1	55.0	81.1	63.0	95.1	60.5	76.8	-4	-19	27
17		Govt. Bangur Hospital, Pali (Silence)	50	Day Time	68.6	77.7	72.9	74.5	62.8	73	56.3	76.2	62.7	72.9	11	-4	16	
			40	Night Time	75.0	55.9	60.6	76.4	57.6	85.1	55.0	83.7	56.4	74.0	3	-12	31	

18	Bikaner	Kanta Khaturia Colony (Residential Zone)	55	Day Time	—	—	56.2	74.3	58.3	75.9	58.3	71.4	67.2	77.9	15	9	16		
			45	Night Time	—	—	53.1	75.1	56.7	77.9	52.7	76.7	59.5	83.7	13	9	41		
19		PBM Hospital (Silence Zone)	50	Day Time	—	—	60.4	77.3	68.5	83	64.9	69.7	68.3	70.2	5	1	3		
			40	Night Time	—	—	54.5	80.7	61.9	88	69.3	72.9	66.9	72.1	-4	-1	8		
20		Junagarh, Bikaner (Commercial)	65	Day Time	71.8	72.9	73.3	76.5	70.2	75.3	75.1	0.0	72.6	76.5	-3	0	5		
			55	Night Time	66.9	72.3	69.6	80.6	71.4	75.8	69.3	0.0	69.8	77.4	1	0	11		
21		Jodhpur	Mahamandir, Jodhpur (Residential)	55	Day Time	63.1	65.6	65.4	76.5	67.7	77.7	65.5	79.0	58.9	80.3	-10	2	36	
				45	Night Time	62.7	86.2	59.0	81.5	59.1	80.7	61.6	82.2	52.8	83.8	-14	2	59	
22			Sojati gate- (Commercial)	65	Day Time	—	—	63.9	71.2	72.0	74.7	71.1	76.0	76.6	82.9	8	9	8	
				55	Night Time	—	—	58.8	77.4	66.7	78.8	69.4	80.7	68.9	83.9	-1	4	22	
23			Shastri Nagar Police Station, Jodhpur (Commercial)	65	Day Time	65.3	66.1	63.8	75.3	74.7	78.3	64.2	71.7	70.4	79.8	10	11	13	
				55	Night Time	60.6	69.0	59.8	78.5	73.4	85.3	61.8	76.3	58.7	81.9	-5	7	40	
24			Kota	M.B.S. Hospital, Kota (Silence)	50	Day Time	67.2	74.0	69.0	75.3	65.1	74.5	73.5	85.3	80.3	74.1	-16	-13	19
					40	Night Time	60.4	74.6	69.4	70.8	60.6	69.5	68.4	72.7	83.8	72.7	-5	0	12
25				Dadawada (Residential)	55	Day Time	54.2	64.1	49.6	65.1	60.6	71.9	64.5	73.8	82.9	66.3	-17	-10	24
					45	Night Time	48.9	61.4	49.5	71.2	52.7	74.7	49.0	76.1	83.9	67.2	-2	-12	40
26				Gumanpura (Commercial)	65	Day Time	70.3	76.9	68.4	81.1	69.6	84.2	73.6	87.0	79.8	87.7	-4	1	25
					55	Night Time	66.9	76.5	62.9	75.4	63.9	84.3	68.7	84.4	81.9	83.6	-10	-1	36

27	Udaipur	Near Suraj Pole Gate, Udaipur (Commercial)	65	Day Time	76.2	79.3	70.3	75.5	70.3	75.8	72.0	77.1	77.5	82.7	8	7	7	
			55	Night Time	65.3	70.6	64.8	79.0	71.0	73.6	65.4	73.5	71.7	78.6	10	7	10	
28		M.B. Hospital, Udaipur (Silence)	50	Day Time	70.2	69.8	69.0	75.3	68.8	77.4	68.2	81.8	67.5	77.3	-1	-6	15	
			40	Night Time	62.9	72.6	69.4	70.8	64.9	72.6	55.2	73.0	67.4	75.9	22	4	13	
29		Amba Mata Scheme, Udaipur (Residential)	55	Day Time	71.1	72.5	65.8	79.7	67.7	73.6	71.8	86.6	68.5	77.3	-5	-11	13	
			45	Night Time	67.7	72.9	55.0	77.3	65.9	76.2	56.8	84.7	69.0	69.1	21	-18	0	
30		Alwar	Kala Kuan, Alwar (Residential)	55	Day Time	51.7	78.4	57.4	72.9	61.5	79	57.2	73.3	61.5	80.8	7	10	31
				45	Night Time	50.4	76.2	47.5	77.3	50.6	71.5	50.1	68.4	56.0	81.2	12	19	45
31			Hope Circus, Alwar (Commercial)	65	Day Time	—	—	74.9	80.8	71.6	86	66.0	75.6	62.4	74.9	-5	-1	20
	55			Night Time	—	—	54.4	79.7	62.7	76.3	74.4	75.8	54.4	79.3	-27	5	46	
32	General Hospital, Alwar (Silence)		50	Day Time	64.1	74.8	56.4	68.0	62.6	70.6	59.5	78.0	57.8	77.1	-3	-1	33	
			40	Night Time	52.1	45.6	52.2	56.4	56.4	66.3	61.1	65.7	53.9	77.5	-12	18	44	
33	Bhiwadi		Ashiana Garden Society, Bhiwadi (Residential)	55	Day Time	64.3	71.8	67.2	77.9	61.7	72.6	66.4	78.1	60.3	82.7	-9	6	37
				45	Night Time	54.5	52.5	56.5	69.2	55.9	70.2	51.4	61.9	54.5	81.0	6	31	49
34			Central Market, Bhiwadi (Commercial)	65	Day Time	—	—	71.0	80.7	75.5	81	76.8	88.0	71.8	85.9	-6	-2	20
		55		Night Time	—	—	68.1	81.6	70.0	75.9	58.2	66.1	71.0	72.2	22	9	2	
35		Star Hospital, Bhiwadi, (Silent)	50	Day Time	58.3	68.5	61.9	75.8	60.0	75.4	62.2	72.7	61.8	79.4	-1	9	28	
			40	Night Time	55.0	66.1	53.9	70.0	57.8	69.2	61.2	68.9	58.7	72.1	-4	5	23	

36	Sikar	Near Hotel Fortune Blue, Piprali Road, Sikar (Commercial)	65	Day Time	—	—	74.7	75.2	72.5	75	75.1	80.8	76.2	77.6	1	-4	2
			55	Night Time	—	—	69.9	71.7	67.4	75.6	66.1	83.4	70.8	68.3	7	-18	-3
37		Shivsinghpura Housing Board, Nawalgarh Road, Sikar (Residential)	55	Day Time	53.6	57.5	56.6	66.3	57.4	69.1	60.4	68.7	56.6	71.4	-6	4	26
			45	Night Time	45.2	51.5	49.7	61.8	48.3	68.9	58.1	62.9	52.6	57.9	-9	-8	10
38		Public Park, Chittorgarh (Commercial)	65	Day Time	61.3	61.6	63.3	73.7	66.9	79.9	64.0	76.7	64.3	73.1	0	-5	14
			55	Night Time	56.6	64.3	55.1	77.1	59.5	84.2	68.0	80.2	60.0	83.6	-12	4	39
39	Chittorgarh	District Hospital (Silence zone)	50	Day Time	—	—	69.9	68.4	55.1	69.7	51.6	69.8	54.0	67.8	5	-3	25
			40	Night Time	—	—	54.3	68.4	50.8	72.3	53.7	69.7	66.4	68.4	24	-2	3
40		Near Home Guard Office, Kumbha Nagar, Chittorgarh (Residential)	55	Day Time	66.4	70.2	63.3	73.7	62.2	69.2	63.3	84.5	64.5	84.9	2	0.5	32
			45	Night Time	55.2	69.2	55.1	77.1	55.4	89.4	56.8	83.7	54.5	84.8	-4	1	56
41		RBM Hospital (Silence Zone)	50	Day Time	—	—	59.9	66.0	66.6	70.6	61.5	74.4	66.3	78.2	8	5	18
			40	Night Time	—	—	55.9	57.7	52.0	59.7	63.5	67.3	63.2	66.6	0	-1	5
42	Bharatpur	Khadi Gramoday Samiti, Heeradas (Commercial Area)	65	Day Time	—	—	71.6	78.2	70.6	81.8	62.5	78.0	-	-	0.00	0	0
			55	Night Time	—	—	64.5	60.9	67.0	62.2	58.2	66.0	-	-	0.00	0	0
43		Regional Office, RSPCB, Bharatpur (Residential)	55	Day Time	63.0	66.2	59.0	67.2	59.4	70.2	55.4	66.1	56.2	70.0	1	6	24
			45	Night Time	57.1	64.5	56.2	57.3	55.0	63.3	53.6	57.0	53.0	66.3	-1	16	25

44	Balotra	Bell Tower, Near 1st Railway Crossing (Commercial)	65	Day Time	—	—	74.9	78.3	90.3	78.9	74.1	76.9	77.4	80.0	5	4	3	
			55	Night Time	—	—	67.8	82.6	67.2	87.1	68.6	76.4	72.5	82.0	6	7	13	
45		Jeetmal Harish Kumar Upper Primary School no.2 (Silence zone)	50	Day Time	—	—	54.6	70.0	52.6	71.2	60.5	72.9	50.1	83.1	-17	14	66	
			40	Night Time	—	—	52.8	77.9	47.1	76.4	51.9	86.6	45.0	79.7	-13	-8	77	
46		RO Office, Balotra (Residential)	55	Day Time	—	—	—	—	53.9	62.3	55	55	54.6	59.3	-1	9	9	
			45	Night Time	—	—	—	—	46.8	60.7	48.0	60.2	51.5	62.3	7	3	21	
47		Hanumangarh	Regional office Hanumangarh (Residential)	55	Day Time	—	—	57.9	64.4	62.2	88.1	66.5	76.7	69.7	87.9	5	15	26
				45	Night Time	—	—	41.5	49.5	49.4	89.1	62.3	70.6	65.8	86.7	6	23	32
48		Sirohi	Bus Stand (Commercial Zone)	65	Day Time	—	—	68.1	74.9	63.5	64.5	59.1	67.9	70.2	70.2	19	3	0
				55	Night Time	—	—	59.7	65.6	56.9	65	62.9	74.2	54.0	75.1	-14	1	39
49	Sawai Madhopur	Regional Office, RSPCB, Sawai Madhopur (Residential)	55	Day Time	—	—	59.1	69.1	59.0	80.2	64.7	67.8	61.1	73.0	-6	8	20	
			45	Night Time	—	—	57.6	64.8	51.7	68.5	52.0	63.0	50.8	57.4	-2	-9	13	
50	Rajsamand	J.K. Circle (Residential)	55	Day Time	—	—	58.8	70.4	60.5	79.3	53.3	81.5	54.7	81.4	3	-0.1	49	
			45	Night Time	—	—	55.0	67.7	59.1	76.3	48.0	78.3	55.6	52.9	16	-32	-5	
51	Jhunjhunu	Hawai Patti Circle, Near Housing Board, Jhunjhunu (Residential)	55	Day Time	—	—	65.5	58.8	59.3	67.4	64.1	71.7	60.7	76.9	-5	7	27	
			45	Night Time	—	—	65.0	54.6	55.5	68.2	60.6	67.9	53.6	70.7	-11	4	32	
52	Nagaur	Kumhari darwaza road, Staff Colony, near Manasar Circle, Nagaur (Residential)	55	Day Time	—	—	57.5	69.4	70.4	71	60.7	80.8	63.0	81.2	4	0.5	29	
			45	Night Time	—	—	45.5	69.7	61.3	88.2	54.4	97.0	58.4	79.8	7	-18	37	
53	Bundi	New Colony (Residential Area)	55	Day Time	—	—	56.6	81.4	65.7	83.3	60.4	80.8	61.8	80.2	2	-1	30	
			45	Night Time	—	—	52.1	85.0	50.9	70.2	58.7	64.9	49.1	76.1	-16	17	55	

54	Banswara	Housing Board Colony, Nr. Rara Avis Hotel, Pratap Circle (Residential Zone)	55	Day Time	—	—	59.6	70.8	55.3	66.3	59.5	73.1	65.6	80.0	10	9	22
			45	Night Time	—	—	56.0	72.5	51.5	70	56.8	65.5	54.2	55.3	-5	-16	2
55	Jhalawar	Bus Stand, Jhalawar (Commercial)	65	Day Time	—	—	69.7	79.5	67.7	76	71.2	89.3	65.6	86.1	-8	-4	31
			55	Night Time	—	—	70.9	48.9	59.7	60	59.5	82.4	59.0	79.5	-1	-4	35
56	Jaisalmer	Near collectrate (Commercial)	65	Day Time	—	—	65.2	79.3	66.5	72.9	66.4	74.1	67.7	75.6	2	2	12
			55	Night Time	—	—	51.8	68.0	53.7	65.3	50.8	70.0	58.2	85.3	14	22	47

CONTRIBUTIONS

Chairperson	: Smt. Aparna Arora, IAS
Member Secretary	: Sh. Sharda Pratap Singh, IFS
Chief Scientific Officer	: Sh. Vikram Singh Parihar
Supervision	: Mrs. Shweta Gupta, SSO & GIC (Noise Monitoring & Instrumentation)
Report Preparation & Data Compilation	: Mr. Chetan Arya, JSO, Ms. Saloni Meena, JSO, Mr. Ravi Khangar (Young Intern)

Monitoring Team		
S. No.	Designation	Names
1.	Supdt.SO	Smt. Payal Pancholi
2.	SSO	Dr. Aditi Solanki, Sh. K.B. Paliwal, Sh. Bhagchand Yadav, Sh. Hitesh Kumar, Dr. Satyavan Singh, Smt. Namrata Dangara,
3.	SO	Dr. Nisha Jain, Dr. Sohan Lal, Sh. Surajmal Meena, Sh. Ramkishor Kumawat, Sh. Dayaram, Sh. Darasingh Shyoran, Dr. Vikash Singh, Smt. Divya Sharma
4.	JSO	Sh. Sanjay Singh, Smt. Priyanshi Tiwari, Sh. Chetan Kumar Arya, Sh. Pradhuman Singh, Smt. Smita, Sh. Anurag Sharma, Sh. Ashvini Beniwal, Smt. Suman Kumari, Sh. Sumit Dahiya, Miss. Kritika Somawat, Mrs. Shweta Dadheech, Sh. Ankit Kumar, Miss. Veenu Singhal, Sh. Ankur Meena, Sh. Surya pratap Meena, Sh. Niranjan Atal, Sh. Kailash Dan, Dr. Bhupendra Kumar Sharma, Dr. Udit Soni, Miss. Aastha Sharma, Sh. Rahul Basanwal, Sh. Ajay Kumar Meena, Mrs. Uma Choudhary, Sh. Narendra Kumar Yadav, Sh. Deepak Jeliya, Mrs. Varsha Kala, Miss. Meenu Choudhary, Sh. Sanjay Verma , Miss. Saloni Meena, Miss. Shikha Meena , Miss. Sakshi Yadav , Sh. Pawan Kumar Sharma, Sh. Mithlesh Kumar Meena, Mrs. Seema Goswami, Sh. Dalpat Singh, Sh. Ravi Kumar Meena, Sh. Prashant Lakhawat, Miss. Kiran Kumari Vaishnav , Miss. Ritu Bhardwaj, Miss. Prabhdeep kaur, Miss. Nirmala Kumari, Mrs. Shushila Labana, Miss. Neelam Shah, Sh. Adarsh Malav, Miss. Akansha Sharma, Dr. Anjali Upadhyay, Sh. Sarthak Tiwari, Miss. Alka Sharma, Sh. Lalit Kumar, Miss Shivani Nagar, Sh. Pradeep Kumar, Miss Kavita Charan, Mrs. Ritu Sharma, Sh. Jitendra Saraswat, Sh. Puneet Kumar, Sh. Deepak Saini, Sh. Sanjay Kumar Bairwa, Ms. Gunjan Saini, Sh. Rakesh Kumar Jangir, Sh. Krishan Meena, Miss Jaya Panchal, Sh. Rishab Charan
5.	JEE	Sh. Jitendra Singh Meena, Sh. Suryapal Labaniya, Sh. Deepesh Kumar Meghwal, Sh. Rahul Sharma, Dileep Kumar Meena, Sh. Chetan Jangir, Sh. Pankaj Sattawan, Sh. Rohit Singh. Miss. Shilpa Baheti, Sh. Mahendra Solanki, Sh. Ganesh Godara, Sh. Mahendra Dewasi, Sh. Samyak Sharma, Sh. Nidhesh Kala
6.	Others	Chetan Kumawat (Young Intern), Abhishek Avasthi (Young Intern), Pooja Tak (Young Intern), Kushal Kumar Bhoi (Scientific Assistant), Meghraj Meghwal (Field Assistant)