



Rajasthan Medical Services Corporation Limited, Jaipur

'D'-block, swasthya Bhawan, Tilak Marg, C-Scheme, Jaipur
Phone no. 0141-2223887, Fax no. 0141-2228065

E-mail: rmssc@nic.in

CIN : U24232RJ2011ISGC035067 Website : www.rmssc.nic.in

No F-8() RMSC/EPMM-1/ RC 18-19/NIB-269/ 300-500mA/ 2018/ 1960

Dated: 27-04-18

All Principal, Medical Colleges,
All the Superintendent of Medical College & Attached Hospitals.
Director (PH/HA/IEC/AIDS/RCH)

Sub:- Approval/Purchase of Item, 'Radiology High frequency X ray Machine (300 mA)
, for the Rate Contract and supply, Ending on 30.04.2020.

Please find enclosed herewith approved firm and rates etc. in respect of Item
'Radiology High frequency X ray Machine (300 mA)', for the Rate Contract and supply,
ending on 30.04.2020. The Rate Contract and its terms & conditions are also available on
Rajasthan Medical Services Corporation Ltd., Website www.rmssc.nic.in.

In reference to above Rate Contract No. F-8() RMSC/EPMM-1/ RC 18-19/NIB-
269/ 300-500mA/ 2018/.....Dated the supplier has executed the
agreement with RMSC, as enclose here for your information & necessary action. This
bears an approval of M.D., RMSCL, Jaipur.


Executive Director (EPM)
Rajasthan Medical Services Corporation
Ltd., Jaipur

No. F-8() RMSC/EPMM-1/ RC 18-19/NIB-269/ 300-500mA/ 2018/


Dated:


Copy forwarded to the following for information & necessary action:

1. P.S. to Hon'ble Health Minister, Medical & Health Deptt. Govt. of Rajasthan.
2. P.S. to PHS, Medical Health & FW Deptt. Rajasthan, Jaipur.
3. P.S. to Mission Director NHM Jaipur.
4. Director, (PH)/(Aids)/(FW)/(RCH)/(IEC)/(ESI).
5. Principal, Medical College, Ajmer, Bikaner, Jaipur, Jodhpur, Kota, Jhalawar & Udaipur.
6. Principal R.U.H.S. College of Dental Science Jaipur.
7. Principal, RUHS College of Medical Sciences, Jaipur.
8. Superintendent Japuriya Hospital Jaipur (Associated with RUHS College of Medical Sciences, Jaipur).
9. Superintendent, SMS Hospital, Zenana Hospital, Mahita Chikitsalya, Mental Hospital, J.K. Lon Hospital, T.B & Chest Hospital, Jaipur.
10. Superintendent Associated Group of Hospital-Ajmer, M.G. Hospital, Jodhpur, Urmmaid Hospital-Jodhpur, PBM Hospital-Bikaner, MBS Hospital-Kota & A.G. Hospital-Udaipur.
11. Director, Medical & Health Services (ESD), Mobile Surgical Unit, Raj. Jaipur.
12. Addl. Director, Medical & Health Services (PW)/(RH)/(Hospital Admn.)
13. Joint Director, Medical & Health Services, (Zone) Jaipur, Ajmer, Udaipur, Jodhpur, Bikaner, Kota & Bharatpur.
14. All P.M.O.'s.



15. All CM&HO's.
16. All Dy. CM&HO's.
17. AGM (IT), RMSC, Jaipur.
18. M/s Epsilon Health care solutions pvt ltd 103-104 Amar vijay complex, Hotel Man singh lane , S.C. Road Jaipur
19. Guard file.


Executive Director (EPM)
Rajasthan Medical Services Corporation
Ltd, Jaipur



Rajasthan Medical Services Corporation Limited, Jaipur

'D'-block, swasthya Bhawan, Tilak Marg, C-Scheme, Jaipur

Phone no. 0141-2223887, Fax no. 0141-2228065

CIN : U24232RJ2011SG0055067

E-mail: rmssc@nic.in

Website : www.rmssc.nic.in

No F-8() RMSC/EPM/M-1/ RC 18-19/NIB-269/ 300-500mA/ 2018/ 1260
Dated: 27-04-18

All Principal, Medical Colleges,
All the Superintendent of Medical College & Attached Hospitals.
Director (PH/HA/IEC/AIDS/RCH)

Sub:- Approval/Purchase of Item, 'Radiology High frequency X ray Machine (300 mA) , for the Rate Contract and supply, Ending on 30.04.2020.

Please find enclosed herewith approved firm and rates etc. in respect of Item 'Radiology High frequency X ray Machine (300 mA)', for the Rate Contract and supply, ending on 30.04.2020. The Rate Contract and its terms & conditions are also available on Rajasthan Medical Services Corporation Ltd., Website www.rmssc.nic.in.

In reference to above Rate Contract No. F-8() RMSC/EPM/M-1/ RC 18-19/NIB-269/ 300-500mA/ 2018/.....Dated the supplier has executed the agreement with RMSC, as enclose here for your information & necessary action. This bears an approval of M.D., RMSCL, Jaipur.

Executive Director (EPM)
Rajasthan Medical Services Corporation
Ltd, Jaipur

No. F-8() RMSC/EPM/M-1/ RC 18-19/NIB-269/ 300-500mA/ 2018/

Dated:

Copy forwarded to the following for information & necessary action:

1. P.S. to Hon'ble Health Minister, Medical & Health Deptt. Govt. of Rajasthan.
2. P.S. to PHS, Medical Health & FW Deptt. Rajasthan, Jaipur.
3. P.S. to Mission Director NHIM Jaipur.
4. Director, (PH)/(Aids)/(FW)/(RCH)/(IEC)/(ESI).
5. Principal, Medical College, Ajmer, Bikaner, Jaipur, Jodhpur, Kota, Jhalawar & Udaipur.
6. Principal R.U.H.S. College of Dental Science Jaipur.
7. Principal, RUHS College of Medical Sciences, Jaipur.
8. Superintendent Japuriya Hospital Jaipur (Associated with RUHS College of Medical Sciences, Jaipur).
9. Superintendent, SMS Hospital, Zenana Hospital, Mahila Chikitsalya, Mental Hospital, J.K. Lon Hospital, T.B & Chest Hospital, Jaipur.
10. Superintendent Associated Group of Hospital-Ajmer, M.G. Hospital, Jodhpur, Unmaid Hospital-Jodhpur, PBM Hospital-Bikaner, MBS Hospital-Kota & A.G. Hospital-Udaipur.
11. Director, Medical & Health Services (ESI), Mobile Surgical Unit, Raj. Jaipur.
12. Addl. Director, Medical & Health Services (PW)/ (RD)/(Hospital Admn.)
13. Joint Director, Medical & Health Services, (Zone) Jaipur, Ajmer, Udaipur, Jodhpur, Bikaner, Kota & Bharatpur.
14. All P.M.O.'s.



15. All CM&HO's.
16. All Dy. CM&HO's.
17. AGM (IT), RMSC, Jaipur.
18. M/s Epsilon Health care solutions pvt ltd 103-104 Amar vijay complex, Hotel Man singh lane , S.C. Road Jaipur
19. Guard file.

[Handwritten signature]

**Executive Director (EPM)
Rajasthan Medical Services Corporation
Ltd, Jaipur**

[Handwritten initials]



Rajasthan Medical Services Corporation Limited, Jaipur
Gandhi Block, Swasthya Bhawan, Tilak Marg, C-Scheme, Jaipur - 302005

Ph. No. 0141-2223887, Fax : 0141-2228065

CIN:U24232RJ2011SGC035067

E-mail : edepmrmisc-ri@nic.in

Website: <http://rmisc.health.rajasthan.gov.in>

No. F-8() RMSC/EPM/M-1/ RC 18-19/NIB-269/ 300-500mA/ 2018/ 196)

Dated: 27-04-18

Rate Contract and Price Details

S.N.	Item	Detail
1	Name of Equipment / Item	Radiology High frequency X ray Machine (300 mA)
2	Name & Address of Firm	M/s Epsilon Health care solutions pvt ltd 103-104 Amar vijay complex, Hotel Man singh lane , S.C. Road Jaipur
3	Brand/ Model / Make	EPSILON EP CORSA 32
4	Packing Unit	Each
5	R/C No. & Validity	R.C. No. 468 (Valid Upto 30.04.2020)
6	Rates for supply to RMSC from Suppliers	
	(i) New Basic Rate (in Rs.)	620000.00
	(ii) IGST (in Rs.)	0.00
	(iii) CGST @ 06 % (in Rs.)	37200.00
	(iv) SGST @ 06 % (in Rs.)	37200.00
	(v) Approved Rate From Supplier To RMSC {(i)+(ii)+(iii)+(iv)} (in Rs.)	694400.00
7	Rate For Supply to Consignee From RMSC	
	(i) New Basic Rate (in Rs.)	620000.00
	(ii) RMSC Surcharge@5% On (i) (in Rs.)	31000.00
	(iii) CGST@ 6 % { On (i)+(ii)} (in Rs.)	39060.00
	(iv) SGST@ 6% { On (i)+(ii)} (in Rs.)	39060.00
	(v) Approved Rate For Consignee From RMSC {(i)+(ii)+(iii)+(iv)} (in Rs.)	729120.00

LM



8

Technical Specifications of Radiology High frequency X ray Machine (300 mA)

High Frequency X-Ray machine suitable for generator Radiography.

X-RAY GENERATOR:

- High Frequency X-Ray generator having frequency of 20KHz or more should be provided.
- Power output of generator should be 30 KW or more.
- Radiographic KV range should be 40 to 125 KV
- mAs range(RAD) 300 mAs or more
- Exposure time (Rad) 1ms to 5 Sec.

CONTROL:

A very compact, soft touch control panel having following function & indications should be provided. The panel can be supplied in floor or wall mount with spill proof design.

- Following features should be available on the control panel
- Machine ON/OFF switch
- Digital display of KV & mAs
- KV & mAs increase and decrease switches.
- Tube focal spot selection switch
- Ready & X-Ray on switch with indicators
- Bucky selection switch
- Self diagnostic programme with indicators for earth fault error, KV error, filament error and Tube's thermal Overload.
- Anatomical Programming Radiography (i.e. APR) should be provided in which KV & mAs are automatically selected depending upon the physique of the patient and part of the body to be X-Rayed.
- Anatomical Programming should be of minimum 200 programmes.
- A dual action hand switch with retractable cord should be provided for Radiation Protection of Operator.
- There should be provision of auto shut off of Control if no key is pressed for 10mins.

X-RAY TUBE:

- One no. dual focus Rotating Anode X-Ray tube thermally protected

dm



- Anode heat storage capacity of tube should be more than 140 KHU
- One Pair of 8 meter of H.V. cable
- One No. collimator with auto shut off facility should be provided.

HV TANK:

A very compact H.V. Tank filled with high dielectric transformer oil should be provided. The H.V. Tank should contain H.V. transformer, filament transformer, H.V. rectifiers & H.V. Cable receptacles.

TUBE STAND:

Floor to ceiling stand with Counter Balanced Tube Head (Rotatable + or - 180 Degree), 360 Degree Rotatable: mounted on floor ceiling Rails for convenient movement should be provided.

TABLE:

- Horizontal table with 4-way movement of the table top should be provided.
- Longitudinal movement of the table top should more than 400 mm & transverse movement should be more than 160mm. It should have height adjustment facility.
- The Table should consist of motorized reciprocating bucky with Imported Grid of size 17¼ " x 18 7/8 " & of Ratio 8:1-85 lines/inch.
- The Bucky should cover the entire length of the table and should be locked at any desired position by an Electromagnetic lock
- The Tabletop should be made of low radiation absorption, waterproof material.
- Table accessories like stainless steel cassette tray, compression band should be provided.
- Bucky tray should accommodate cassette up to 14" X 17 inch.

VERTICAL BUCKY STAND:

- Vertical bucky stand with oscillating Grid of ratio 8:1, 85 lines /inches is provided
- The bucky should move up & down & should be equipped with a stainless steel cassette tray
- The stand should be floor mounted type & can accommodate cassette up to 14" X 17".
- The Bucky is tilted in 6 steps of 15 degree angle each for various radiographs.

ACCESSORIES:

ky



Following accessories should be supplied with the machine at the time of installation

- Lead Apron 0.5mm Pb equivalent 1No.
- Lead Barrier 1.5mm Pb equivalent with lead viewing window 1 No.
- Cassettes with Image Intensifying screens of various 2 Nos. each
- Sizes (inch) :- 8" X 10", 10" X 12", 12" X 15", 14" X 17".
- One Packet of films of each size
- Film hangers for manual Processing for film 3Nos. each
- sizes (inch): 8" X 10", 10" X 12", 12" X 15", 14" X 17".
- Chemical Tank 9 liters with lid 1 No.
- Fixer & developer 1 No. Each
- Dark Room Light 1 No.
- Lead divider 14" X 17"(inch) 2 No.

POWER REQUIREMENT:

The unit should be operable on 3 Phase, 440 Volts AC 50Hz with line-resist less than 0.4 Ohms. Line regulation + or - 10%

OTHER REQUIREMENTS

1. The manufacture should be ISO-9001: 2008 & ISO-13485: 2003 certified. (valid documentation should be submitted in technical bid)
2. The unit should be approved by AERB. (valid documentation should be submitted in technical bid).
3. The company should submit technical compliance sheet as per technical specifications mentioning the make & model of quoted item in the Technical bid .
4. The company should have a local Service center.
5. The company should have proven track record in Govt. sector.
6. The Company should provided **QA & QC test report** at the time of Installation & in every two years during guarantee period.
7. **Guarantee:** Three years on complete unit from the date of the installation.
8. **CMC:** CMC may be given for seven year (on yearly basis) after guarantee period of three years. CMC will be given @ 3% (of net rate exclusive of GST as applicable etc.) plus service tax (as applicable) and yearly escalation of 5 % on last year's CMC price. The rates of CMC may be awarded for seven years after guarantee.
9. Installation will be done by supplier free of cost.
10. The Company should submit original catalogue and data sheet (signed & stamped) of quoted item at the time of bid submission. Any declaration/ undertaking in this regard shall not be considered.
11. The Firm shall provide guideline and support to consignee, required to register online official Website eLORA(e-Licensing of



Radiation Application).
For item Radiology High Frequency X ray Machine (300 mA), It is mandatory for conducting inspection of already installed item at any site at Jaipur premises.

[Handwritten Signature]
27.4.2018

Executive Director (EPM)

RMSC, Jaipur

Dated:

F-8() RMSC/EPM/M-1/ RC 18-19/NIB-269/ 300-500mA/ 2018/

Copy forwarded to the following for information & necessary action:

1. P.S. to Mission Director NHM Jaipur.
2. Director, (PH)/(Aids)/(FW)/(RCH)/(IEC)/(ESI).
3. Principal, Medical College, Ajmer, Bikaner, Jaipur, Jodhpur, Kota, Jhalawar & Udaipur.
4. Superintendent Jaipuriya Hospital Jaipur (Associated with RUHS College of Medical Sciences, Jaipur).
5. Director, Medical & Health Services (ESI), Mobile Surgical Unit, Raj. Jaipur.
6. All P.M.O.'s.
7. All CM&HO's.
8. Executive Director (Logistics/Finance)
9. AGM (IT), RMSC, Jaipur
10. All DPC's DDW Rajasthan.
11. BME (R&M), RMSC, Jaipur.
12. M/s Epsilon Health care solutions pvt ltd 103-104 Amar vijay complex, Hotel Man singh lane , S.C. Road Jaipur
13. Guard file.

[Handwritten Signature]
27.4.2018

Executive Director (EPM)

RMSC, Jaipur